



CATÁLOGO DE VÁLVULAS PARA MOTOR

2019 - 2020



2019 / 2020

VALBRAS INDÚSTRIA E COMÉRCIO LTDA.

MATRIZ: Av. Brasil, 1106
Porto Alegre - RS - Brasil
Tel/Fax: (51) 3343 1079
e-mail: valbras.poa@valbrasltda.com.br

FILIAL: R. Alexandre Humberto Moletta, 913
Jardim Pinheiro - Valinhos / SP - Brasil
Tel: (19) 3871 1230
e-mail: valbras.sp@valbrasltda.com.br

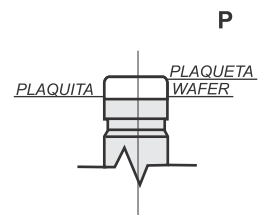
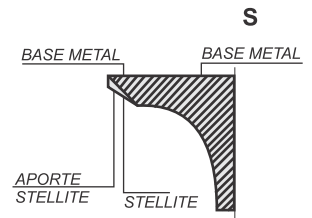
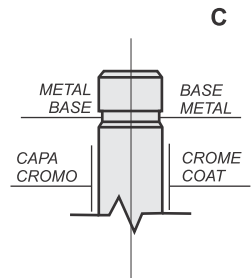
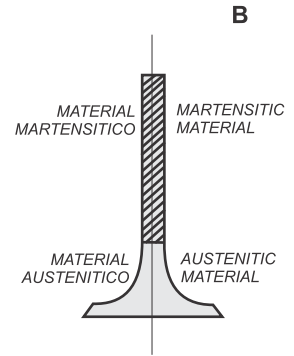
www.valbrasltda.com.br

Décima Primeira Edição

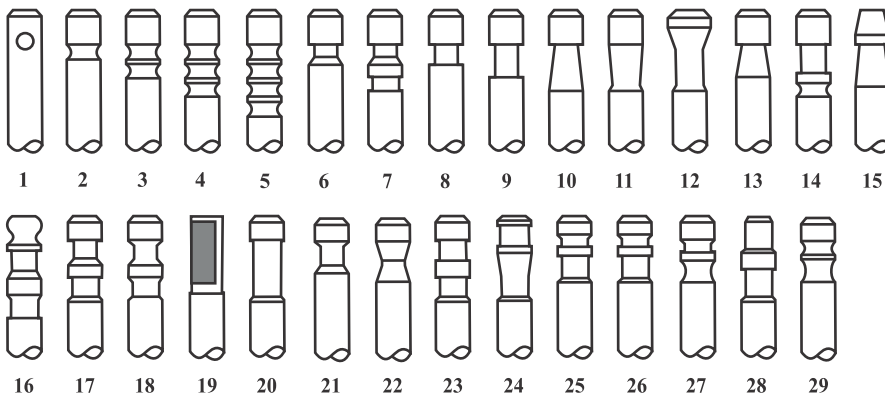


Sufixos de Processos Especiais

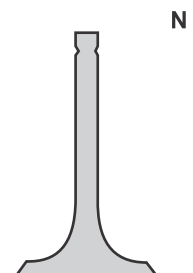
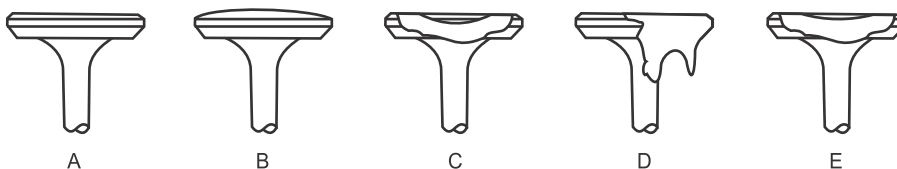
- B - Válvula Bimetálica:** Para sua fabricação são utilizados dois metais de característica diferentes, unidos por um processo que envolve calor por fricção e reaquecimento de ambos. São aproveitadas desta maneira, as melhores característica de cada material: resistência térmica na cabeça e resistência mecânica na haste e na ponta.
- C - Camada de Cromo:** Para efeitos de redução de desgaste na haste, é aplicada uma camada de cromo duro facilitando seu deslizamento.
- S - Aporte de Stellite na Sede:** Esta zona está submetida à corrosão como consequência dos gases de combustão. Por isso, protege-se o assento através de um material chamado "Stellite", aplicado através de soldagem automática.
- P - Plaqueta:** O extremo da válvula (Ponta) está submetido a cargas dinâmicas por fricção, de modo que este deve possuir dureza e resistência adequada, sobretudo se o material base for austenítico. Estas características são obtidas soldando-se na extremidade, uma plaqueta de material endurecível por tempera.
- N - Nitretação:** Este tratamento especial se aplica ao conjunto da válvula com o objetivo de aumentar sua dureza superficial, elevando assim sua resistência ao desgaste e fadiga do material em diferentes zonas.



Tipos de Chavetas



Tipos de Cabeças



Marcas	Páginas
AGRALE.....	5
AMC	5
ASIA	5
AUDI	5
B.M.W.	5
CATERPILLAR	6
CHERY.....	6
CHEVROLET - GMC.....	6
CITROEN	8
CUMMINS	8
DAEWOO	9
DAIHATSU	9
DETROIT	9
DODGE - CHRYSLER	9
FIAT.....	9
FIAT IVECO	10
FORD	11
HONDA	12
HYUNDAI	13
JAC.....	13
JOHN DEERE..	13
KIA.....	13
KUBOTA	14
LADA	14
LAND ROVER	14
MAN	14
MAZDA	14
MERCEDES BENZ	14
MITSUBISHI	15
MWM - INTERNATIONAL	16
NEW HOLLAND.....	16
NISSAN (DATSUN)	16
PERKINS - MAXION	18
PEUGEOT	18
RENAULT	19
ROVER	20
SCANIA.....	20
SEAT	20
SKODA	21
SSANGYONG.....	21
SUBARU	21
SUZUKI.....	21
TOYOTA.....	21
TOYOTA / KOMATSU	22
VALTRA.....	23
VOLKSWAGEN	23
VOLVO	24
YALE.....	25
YANMAR / KOMATSU.....	25
MOTOCICLETAS	26

MODELO	MOTOR	Cil	TIPO	CÓDIGO 3b	SUP. H.	Ø Hast.	Ø Cab.	Comp.	i	T	X
AGRALE											
Trator 4100	M90 / M93ID - (1985 - 93)	1	Adm	3326-A	Std	7,95	41,10	121,50	9	C	45
			Esc	3327-E	Std	7,95	35,10	121,50	9	C	45
Trator T440 / 4200	M-790	2	Adm	3924-A	Std	8,95	39,00	132,00	2	C	45
			Esc	3925-E	Std	8,95	35,00	132,00	2	C	45
AMC MOTORES - (FORD / WILLYS)											
Jeep Rural / Pick-Up Areo Willys	2.6 Lts.	6	Adm	3272-A	Std	9,48	44,40	115,10	8	C	45
			Esc	3272-E (~64)	Std	8,64	32,66	117,16	8	C	45
			Esc	3273-E (64~)	Std	8,62	35,90	117,45	8	C	45
ASIA											
Topic	Mazda 2.7 Lts. Diesel	4	Adm	3296-AN	Std	7,93	40,50	114,45	2	A	45
			6	Esc	3297-EBN	Std	7,92	36,00	114,65	2	E
Towner	AB - CB 1.0 Lts.	2	Adm	455-A	Std	6,94	36,00	101,70	2	C	45
			3	Esc	1455-ECP	Std	6,93	33,00	101,60	2	E
AUDI											
A3 / A4 / A5 / A6 / Q5 / TT	2.0 Lts. TDI 16 V	4	Adm	4104-A	Std	5,97	28,10	99,30	4	A	45
			Esc	4105-EB	Std	5,96	26,00	99,10	4	A	45
A3 (98~)	AEH / AKL 1.6 Lts.	4	Adm	3486-A	Std	6,98	39,50	91,85	4	C	45
			Esc	3485-EBS	Std	6,97	32,90	91,15	4	C	45
A3 (96~) S3 (98~) S4 (94 - 99) A4 (94~) A6 (97~)	AGU / AGN / AFY / ADR / AEB / AJL / AQA / APY / AJQ 1.8 Lts 20 V Turbo e Aspirado	4	Adm	3488-AS	Std	5,96	26,90	105,09	4	C	45
A4 (97~) A6 (97~) S4 (99~)	AGA / AJG / ALF / APZ / APS 2.4 Lts. 30 V Turbo e Aspirado	V6									
A4 / A6 (97~) / A4 II / S4 A8 / S8 (96~) / S4 (99~)	ACK / ALG / APR / AQD 2.8 Lts. 30 V Turbo e Aspirado	V6									
S4 / Avant / A4 II	AGB Gasolina 2.7 Lts. 30 V Turbo e Aspirado	V6									
A3 (96~) / A4 (94~) A6 / S4 (97~) / S3 (98~)	AGU / AEB / AJL / AGB / APY / AJQ / AQA Turbinado	4 V6	Esc	3489-EC*	Std	5,94	29,90	103,90	4	C	45
A3 (96~) / A4 (94~) S4 (94~) A6 (97~) / S8 (96~)	AGN / ADR / AGA / AJG / ALF / ACK / ALG / AFB / AKN / APZ / APS / APR / AQD Aspirado	4 6 V6	Esc	3583-EC*	Std	5,94	29,90	103,90	4	C	45
A3 Q7/A6/A3 / EOS	L4 1.8 Lts. / 2.0 Lts. 16V L5 2.5 Lts. 20V	4	Adm	4408-AX	Std	5,97	33,90	104,00	4	C	45
			Esc	4221-ECB	Std	5,96	28,00	101,85	4	A	45
AUDI A3	1.4 Lts. TSI 16V. / VII 1.4 Lts.	4	Adm	4526-A	Std	4,97	28,50	110,25	4	A	45
			Esc	4527-ECB	Std	4,95	25,00	110,10	4	A	30
B.M.W.											
316i	M40B16 1.6 Lts. (88-90)	4	Adm	3178-A	Std	6,96	41,90	101,93	4	E	45
318i / 518i	M40B18 1.8 Lts. (90~)		Esc	23179-ECBS	Std	6,95	36,00	100,90	4	A	45
316i	M42B16 1.6 Lts. (91-93)	4	Adm	3516-AC	Std	6,96	32,95	106,70	4	C	45
318i	M42B18 1.8 Lts. (91-93)										
318iS	M42B18 1.8 Lts. (89-92)	6	Esc	3517-ECB	Std	6,95	30,40	106,30	4	A	45
325i	M50B25 2.5 Lts. (~90)										
325i / 525i	2.5 Lts.	6	Adm	3448-A	Std	6,97	41,85	102,40	4	C	45
			Esc	3449-ECBS	Std	6,95	35,90	102,30	4	C	45
323i / 318 TI Compact / 318 Is Coupé / Coupé Cabriolet - Touring - 523i / 528i / 728i / Z3 Roadster / 525 Touring	Eng. M52B25 - M44B18 - M52B28 - 1.8 Lts. - 2.5 Lts. DOHC - 24V. / 16V. (92-99) - 4/6 Cilindros - Gasolina	4/6	Adm	4026-AN	Std	5,96	33,00	106,15	4	A	45
			Esc	4027-EPN	Std	5,95	30,50	105,70	4	A	45

* Verifique se a posição do chaveteiro coincide com o modelo procurado

MODELO	MOTOR	Cil	TIPO	CÓDIGO 3b	SUP. H.	Ø Hast.	Ø Cab.	Comp.	i	T	X
CATERPILLAR											
	3304 / 3306 Turbinado c/ Inj. Direta	4	Adm	3210-AS	Std	9,44	51,30	136,40	3	A	30
		6	Esc	23210-EBS	Std	9,44	48,20	134,80	3	C	30
	3304 / 3306 Aspirado c/ Inj. Direta	4	Adm	3210-A	Std	9,44	51,30	136,40	3	A	30
		6	Esc	23210-EB	Std	9,44	48,20	134,80	3	C	30
	3304 / 3306 Aspirado c/ Pré-Câmara	4	Adm	573-A	Std	9,44	51,30	139,95	3	A	30
		6	Esc	573-E	Std	9,44	48,16	139,00	3	A	30
	3304 / 3306 Turbinado c/ Pré-Câmara	4	Adm	1573-ABS	Std	9,44	51,30	139,95	3	A	30
		6	Esc	1573-EBS	Std	9,44	48,16	139,00	3	A	30
	3400/3400C/3406/3406C 3412 - 94~	6	Adm	23229-ABS	Std	9,44	45,00	181,35	3	A	30
		8 12	Esc	23229-EBS	Std	9,44	41,80	181,35	3	A	45
Kodiac 14-190 15-190	3116 6.6 Lts. Tdi	6	Adm	3614-AC	Std	8,00	47,00	177,20	2	E	30
			Esc	3615-EC	Std	8,00	40,00	176,90	2	E	45
	D9 / 18 A 1 / 19 A 1 / 34 A 1	6	Adm	3866-ABS	Std	12,58	63,60	238,50	11	E	30
		8 12	Esc	3867-EBS	Std	12,58	59,70	238,50	11	A	30
	D339/D342/364/D375	4	Adm	1571-ABS	Std	12,59	59,50	236,20	11	A	45
		6 8	Esc	1571-EBS	Std	12,58	58,00	235,40	11	A	45
	1673/D318/D330/333/ D315/D4/D6	6	Adm	349-A	Std	9,44	48,15	166,70	3	A	30
			Esc	1349-EP	Std	9,43	45,15	166,45	3	A	30
	1693 / D342 / D343	6	Adm	1569-APS	Std	9,43	45,00	152,30	3	A	45
			Esc	1569-EPS	Std	9,43	41,85	152,40	3	A	45
3176	629 CL - 12 V - Diesel	6	Adm	3848-AP	Std	9,44	45,00	174,00	3	A	45
			Esc	3849-ECP	Std	9,44	42,00	174,00	3	A	45
3406 B SPARK IGNITED	L6 (3406 B 24V) - L6 (3406 B 24V) - V8 (3408 32V) - V12 (3412 48 V)	6	Adm	3908-AB	Std	9,44	41,80	181,40	3	E	20
		8	Esc	3909-ECB	Std	9,44	45,00	181,45	3	E	20
3126 B	L6 - 18V. - 7.2 Lts	8	Adm	3928-AX	Std	7,99	40,00	183,00	2	A	30
		6	Esc	3929-EX	Std	9,44	43,00	199,00	3	A	45
3406 C	L6 - 24 - 32 - 48V	8	Adm	3922-ACB	Std	9,44	45,00	184,30	3	E	30
		12	Esc	3923-ECB	Std	9,44	41,90	184,30	3	E	45
3406 E	L6 - 24 - 32 - 48V	6	Adm	3926-ACB	Std	9,44	47,00	202,00	3	A	30
		8	Esc	3927-ECB	Std	9,44	41,90	202,00	3	A	45
Série 3500		6	Esc	4115-ECB	Std	9,44	56,00	219,00	3	E	35
Autolev Caterpillar / Komatsu / Nissan	K25A	4	Adm	4124-A	Std	6,97	38,00	98,87	6	C	45
			Esc	4125-EN	Std	6,96	32,12	99,00	6	C	45
	537CDI C7/C9 - 7.2/ 8.8 Lts 24V Turbo Diesel	L6	Adm	4044-AX	Std	9,44	36,00	184,50	3	C	25
			Esc	4045-ECB	Std	9,44	36,00	183,00	3	C	45
	3066 L4 259 4.2 Lts / L6 389 6.4 Lts	4	Adm	4616-AN	Std	7,96	44,00	134,00	2	A	45
		6	Esc	4617-EN	Std	7,94	37,00	134,00	2	A	45
CHERY											
Chery QQ 1.1 16V		4	Adm	4360-AN	Std	4,96	24,50	78,80	2	C	45
			Esc	4361-EN	Std	4,96	21,00	79,15	2	C	45
Chery Tiggo	2.0 - 16V	4	Adm	4132-A	Std	5,98	33,00	107,63	4	A	45
			Esc	4133-EC	Std	5,97	27,75	106,36	4	A	45
CHEVROLET - GMC											
Acura CL	F23A1 / F23A4 / F23A7 / J30A12.3 / 3.0 LTS - 16 / 24V	4	Adm	4306-AN	Std	5,49	34,00	115,85	2	C	45
		V6	Esc	4163-EN	Std	5,45	29,00	114,20	2	C	45
Acura TL MDX	J35A6 / J35A7 / J35A9 J32A3 / J35A5 3.0 / 3.2 / 3.5 Lts - 24 V	V6	Adm	4264-AN	Std	5,48	35,00	116,00	2	C	45
			Esc	4265-EBN	Std	5,46	30,10	114,30	2	C	45

MODELO	MOTOR	Cil	TIPO	CÓDIGO 3b	SUP. H.	Ø Hast.	Ø Cab.	Comp.	i	T	X
CHEVROLET - GMC											
Blazer S10	Maxion HS Gemini 2.5 Lts	4	Adm	3344-ACB	Std	7,96	38,90	116,40	4	C	30
			Esc	23345-ECBS	Std	7,95	36,50	116,50	4	C	45
Blazer S10	Motor Vortec 4.3 Lts	V6	Adm	487-AC	Std	8,67	49,30	124,00	7	C	45
			Esc	1330-ECP	Std	8,67	40,64	124,48	7	C	45
Chevette	1.6 Lts	4	Adm	332-AC	Std	7,98	39,00	98,50	2	A	45
					+3	8,05	39,00	98,50			
					+6	8,13	39,00	98,50			
			Esc	1332-ECP	Std	7,96	32,00	98,90	2	A	45
					+3	8,04	32,00	98,90			
					+6	8,11	32,00	98,90			
Captiva Malibu	Ecotec 2.2 / 2.4 Lts 16V LE8 / LE9 / LE5	4	Adm	3806-AC	Std	5,96	35,15	102,20	4	C	45
			Esc	3807-ECB	Std	5,95	30,10	100,80	4	C	45
Captiva	V6 2.8 Lts. 3.0 Lts 24V Vin 4/6 Turbo	6	Adm	4402-AN	Std	5,96	35,15	101,22	2	C	45
			Esc	4403-EBN	Std	5,95	30,60	95,20	2	E	45
Celta, Corsa Novo Prisma, Onix	1.0 Lts - 8 V SOHC	4	Adm	4004-AC	Std	5,96	33,00	104,70	4	C	45
			Esc	4005-EC	Std	5,94	29,00	104,70	4	C	45
Celta, Corsa, Meriva, Prisma, Cobalt, Novo Prisma, Montana, Agile, Onix	1.4 Lts - 8 V SOHC	4	Adm	4006-AC	Std	5,96	38,00	105,00	4	C	45
			Esc	4007-EC	Std	5,94	31,00	105,00	4	C	45
Cobalt / Spin / Montana	1.8 Lts. 8 V	4	Adm	3912-AC	Std	5,96	37,90	101,50	4	C	45
			Esc	4005-EC	Std	5,94	29,00	104,70	4	C	45
Corsa	1.0 / 1.4 Lts 8 V EFI	4	Adm	3136-AC	Std	6,99	32,95	104,60	2	C	45
			Esc	3137-EC	Std	6,99	28,95	104,60	2	C	45
Corsa	C10 SE SOHC 16 V 1.0 Lts	4	Adm	3578-AC	Std	5,96	24,89	104,00	4	C	45
			Esc	3579-EC	Std	5,94	19,84	103,00	4	A	45
Corsa 1.4	1.4 - 91~	4	Adm	3158-AC	Std	7,00	38,00	104,60	2	C	45
			Esc	3159-ECB	Std	6,98	30,95	104,80	2	E	45
Corsa Tigra	1.4 / 1.6 Lts 16 V MPFI	4	Adm	3138-AC	Std	5,96	31,00	103,00	4	C	45
			Esc	3139-EC	Std	5,93	27,50	102,00	4	C	45
Corsa / Meriva	E 16 - 1.6 Lts 8V EFI 1.8 Lts 8V MPFI	4	Adm	3146-AC	Std	6,99	38,00	101,50	2	C	45
			Esc	3147-ECB	Std	6,98	31,00	101,50	2	E	45
Corsa Fase II / Meriva	1.8 Lts 8V	4	Adm	3912-AC	Std	5,96	38,00	101,05	4	C	45
			Esc	3913-ECB	Std	5,94	31,00	101,50	4	C	45
Calibra / Vectra	2.0 Lts. 16 V	4	Adm	3774-AC	Std	6,96	33,00	105,00	4	C	45
			Esc	3775-ECB	Std	6,94	29,00	105,00	4	C	45
C-10 / C-60 / Veraneio	261 4,3 Lts.	6	Adm	135-A	Std	8,66	47,63	162,20	7	E	30
			Esc	1138-E	Std	8,67	38,10	125,00	7	E	45
Cruze	LA 1.8 Lts. 16V	4	Adm	4454-AN	Std	4,97	31,20	102,40	4	E	45
			Esc	4455-EN	Std	4,96	27,50	101,75	4	C	45
Equinox / Malibu Traverse	V6, 217 C.L. 3.6 Lts, DOHC, GAS FI - 24V	4	Adm	4600-AC	Std	5,96	37,00	101,30	2	C	45
			Esc	4601-EC	Std	5,95	30,60	97,10	2	C	45
MERIVA	1.8 Lts. 16V. Motor DOHC (2003)	4	Adm	4054-AC	Std	5,96	31,20	101,40	4	E	45
			Esc	4055-EC	Std	5,94	27,50	100,70	4	A	45
Monza Fase 1	1.8 Lts	4	Adm	344-AC	Std	7,97	41,00	106,10	2	E	45
					+3	8,05	41,00	106,10			

MODELO	MOTOR	Cil	TIPO	CÓDIGO 3b	SUP. H.	Ø Hast.	Ø Cab.	Comp.	i	T	X
CHEVROLET - GMC											
Monza Fase 1	1.8 Lts	4	Esc	1344-ECP	Std	7,96	35,00	106,10	2	E	45
					+3	8,04	35,00	106,10			
Monza	1.6 Lts	4	Adm	3108-AC	Std	7,98	35,00	106,50	2	E	45
			Esc	23108-ECPS	Std	7,96	32,00	106,50	2	E	45
Monza Fase II	2.0 Lts (versão carburada)	4	Adm	3110-AC	Std	7,00	43,00	104,20	2	A	45
			Esc	23109-EC	Std	7,00	36,50	104,20	2	A	45
Monza Fase II Vectra Omega Calibra Astra Kadett	1.8 Lts 2.0 Lts 2.2 Lts 8 V	4	Adm	3109-AC	Std	7,00	41,80	104,10	2	C	45
					+3	7,07	41,80	104,10			
					+15	7,38	41,80	104,10			
			Esc	23109-EC	Std	7,00	36,50	104,20	2	A	45
					+3	7,05	36,50	104,20			
					+15	7,36	36,50	104,20			
OMEGA	3.0 Lts. - 6 Cilindros - Gasolina	6	Adm	4030-AN	Std	8,97	45,00	123,20	2	E	45
			Esc	4031-EPN	Std	8,97	40,00	123,80	2	E	45
OPALA CARAVAN OMEGA 4.1	153/194/230/250	6	Adm	137-A	Std	8,67	43,68	124,70	7	E	45
					+3	8,74	43,68	124,70			
			Esc	1138-E	Std	8,67	38,10	125,00	7	E	45
					+3	8,74	38,10	125,00			
S10	2.8 Lts. 16 V	4	Adm	4470-AC	Std	5,96	31,85	107,60	4	C	45
			Esc	4471-ECB	Std	5,95	29,25	107,80	4	C	45
Silverado	2500 HD e 3500 HD		Adm	3790-APN	Std	6,95	32,90	126,40	2	C	45
			Esc	3791-EPN	Std	6,95	30,90	126,60	2	C	45
SONIC	1.6 / 1.8 Lts. 16 V		Adm	4326-AC	Std	4,96	31,20	117,20	4	E	45
			Esc	4327-EC	Std	4,94	27,50	116,25	4	C	45
Vectra GT / Zafira	SOHC 8V. - 2.0 Lts.	4	Adm	4056-AC	Std	7,00	41,80	104,30	4	C	45
			Esc	4057-EX	Std	6,98	36,50	104,00	4	C	45
Vectra / Astra Calibra	1.8 / 2.0 / 2.5 Lts 16 V	4	Adm	3140-AC	Std	5,96	32,00	102,10	4	C	45
			Esc	23141-EC	Std	5,95	29,00	92,20	4	C	45
CITROEN											
BX 19 / Visa GTX Xsantia	1.6/1.8/1.9 Lts XU-5/7/9	4	Adm	3301-A	Std	7,96	41,53	108,80	2	E	45
			Esc	23301-ECB	Std	7,95	34,52	108,20	2	A	45
Citroen / C3 / C4	ET3J4 1.4 Lts. 16 V	4	Adm	4374-A	Std	5,48	28,00	100,75	4	C	45
			Esc	4375-EC	Std	5,47	24,38	101,02	4	C	45
Citroen / C3	Tu4 1.4 Lts.	4	Adm	4210-AX	Std	5,98	37,60	112,40	2	C	45
			Esc	4211-EX	Std	5,97	30,20	112,60	2	C	45
Saxo / Xsara / Picasso AX14 / 14 GT-BX 14ZX	TU3JP(1.3) TU1JP(1.1) TU5JP (1.5)	4	Adm	3242-A	Std	6,98	36,70	112,80	2	C	30
			Esc	23242-E	Std	6,96	29,30	112,60	2	C	45
Xsara / Picasso	TU5JP4 1.6 Lts. 16 V	4	Adm	3616-A	Std	5,97	31,30	103,80	2	C	45
			Esc	3617-E	Std	5,97	24,50	104,40	2	E	45
Xsara / Picasso / C4 / C5 2001~	EW10 - 2.0 Lts 16 V Gasolina	4	Adm	3884-A	Std	5,98	33,30	106,18	2	C	45
			Esc	3885-ECB	Std	5,97	29,00	103,66	2	A	45
ZX/BX/Xsara/C25 Xsara / Berlingo Xsantia / Jumper	XUD-9 Diesel DW 8 Diesel 1.9 Lts	4	Adm	3304-A	Std	7,99	38,50	112,40	2	A	45
			Esc	3303-EC	Std	7,97	33,00	111,50	2	A	45
CUMMINS											
Série B	6B/6BT/6BTA 6BTAA - 5.9 Lts	4	Adm	3466-AC	Std	7,97	45,00	129,15	2	E	30
		6	Esc	3467-ECB	Std	7,97	42,00	129,05	2	E	45
	NT/NTA/NTC NTC 855 NTC290-335-350 NTA 400 NTC290-350-400 C 250-280-310 335-300-315	6	Adm	420-A	Std	11,44	47,50	179,41	3	E	30
			Esc	1420-EB Aspirado	Std	11,44	47,50	179,41	3	E	30
				1420-EBS* Turbo	Std	11,44	47,50	179,41	3	E	30

* Para motores estacionários, utilizar somente 1420-EBS

MODELO	MOTOR	Cil	TIPO	CÓDIGO 3b	SUP. H.	Ø Hast.	Ø Cab.	Comp.	i	T	Δ
CUMMINS											
	CUMMINS M11		Adm	3498-AC	Std	9,65	42,54	195,45	2	C	30
			Esc	3499-ECBS	Std	9,62	42,54	195,45	2	C	30
	ISF L4 2.8 Lts 16 V Diesel	4	Adm	4354-AC	Std	5,98	32,65	106,45	2	C	30
			Esc	4355-ECB	Std	5,97	28,90	106,45	2	C	45
Cummins ISC Series	505 CI - 8.3 Lts. 24V Série Eletrônico - Turbo Diesel	6	Adm	4024-AC	Std	7,97	38,00	137,75	2	A	30
			Esc	4025-ECB	Std	7,97	38,00	137,77	2	C	45
Série C	6/6CT/6CTA 6CTAA - 8.3 Lts	6	Adm	3334-AC	Std	9,48	51,96	150,89	2	A	30
			Esc	3335-ECP	Std	9,47	46,00	150,45	2	A	45
Ford 1317/1717/1722/ 1517/2422/2428/2622/ 2628 VW 13170/17170/ 17220/15170/24220/ 24280/26220/26280 DODGE RAM 1500, 5.9 Lts.	ISB Eletrônico 260-300 - L6 359 C.I. (5.9L ISB) TURBO DIESEL 24 V.	4	Adm	3976-AC	Std	7,00	33,00	124,65	2	A	30
			6	Esc	3977-ECB	Std	7,00	33,00	124,28	2	E
DAEWOO											
Daewoo Nubira / Leganza	Motor X20XE - 2.0 Lts.	4	Adm	4144-A	Std	5,95	31,96	102,00	4	E	45
			Esc	4145-EC	Std	5,93	29,00	92,22	4	E	45
Espero	20NE - 20SE - 20SEH C20SE - C20NE / 2.0 Lts	4	Adm	3104-AC	Std	7,00	41,80	104,15	2	C	45
			Esc	23109-ECP	Std	6,98	36,50	104,20	2	A	45
Lanos / Nubira	A16 M1011 / Bf4 M1011 L3 / L4 - 2.2 Lts. / 2.9 Lts. 4V/cil. - Diesel	4	Adm	4036-AN	Std	5,96	30,40	102,55	2	C	45
			Esc	4037-EN	Std	5,95	26,00	102,10	2	C	45
Racer	165V - C16LZ - C16NZ E16NZ - E16SE / 1.5 Lts	4	Adm	3146-AC	Std	6,99	38,00	101,50	2	C	45
			Esc	3147-ECB	Std	6,98	31,00	101,50	2	E	45
Tico / Damas / Matiz	F8C / F8CV 800cc	3	Adm	3794-AN	Std	5,47	36,50	110,60	2	C	45
			Esc	3795-EN	Std	5,45	31,80	110,25	2	C	45
DAIHATSU											
Charade	AB / CB 547 - 1.0 Lts.(78~)	4	Adm	455-A	Std	6,94	36,05	101,70	2	C	45
			Esc	1455-ECB	Std	6,93	32,97	101,60	2	E	45
DETROIT											
	MOTOR 53 SÉRIES / 2012		Esc	1496-EB	Std	6,30	27,80	141,00	2	C	30
	ALLISON MOTOR 71 SÉRIES / 284		Esc	1595-EB	Std	7,89	29,97	140,45	2	C	30
	MOTOR SÉRIES 50/60 11.1 / 12.7 Lts		Esc	3554-ECB	Std	8,71	39,50	215,80	2	C	30
			Adm	3446-AC	Std	8,72	44,00	215,84	2	C	30
DODGE - CHRYSLER											
	CHRYSLER 2.0 Lts V6 DOHC 1998/00	V6	Adm	3726-AC	Std	5,95	33,80	108,20	4	C	45
			Esc	3727-EC	Std	5,92	27,80	106,15	4	C	45
Dakota / Grand Cherokee / Chrysler 238	238 - 3.9 Lts / 318 - 5.2 Lts V6 / 12V (1992 - 99)		Adm	3524-A	Std	7,91	48,77	124,70	2	C	45
			Esc	3525-ECP	Std	7,91	41,25	124,96	2	C	45
Grand Cherokee / Wrangler	4.0 Lts. 12 V 2,5 Lts. 8 V	4	Adm	3958-A	Adm	7,91	48,50	124,75	4	E	45
			6	Esc	3959-ECB	Std	7,91	38,10	125,46	4	E
Neón (DOHC)	121 - 2.0 Lts SMPI 16 V (1995 - 99)	4	Adm	3500-AC	Std	5,94	34,80	111,61	2	C	45
			Esc	3501-ECP	Std	5,91	30,50	109,71	2	C	45
Neón / Stratus Sebring / PT Cruiser	121 - 2.0 Lts 16 V - SOCH (1994)	4	Adm	3470-AC	Std	5,94	33,22	114,81	2	C	45
			Esc	3471-ECP	Std	5,91	28,70	117,32	2	C	45
FIAT											
Marea / Brava	2.0 Lts - 20 V	5	Adm	3600-AC	Std	6,98	30,05	113,00	4	A	45
			Esc	3601-ECB	Std	6,97	26,05	108,50	4	A	45
Marea / Brava / Stilo	1.8 16 V 2.4 20 V		Adm	3736-AC	Std	6,98	33,60	113,40	4	A	45
			Esc	3737-ECB	Std	6,96	28,00	108,50	4	A	45

MODELO	MOTOR	Cil	TIPO	CÓDIGO 3b	SUP. H.	Ø Hast.	Ø Cab.	Comp.	i	T	X
FIAT											
Nova Strada Fase III / ADVENTURE Novo palio SPORTING Novo Siena Fase III ESSENCE	1.6 Lts. / 16 V / E-torQ		Adm	4154-AC	Std	5,93	30,70	109,65	4	C	45
			Esc	4155-EN	Std	5,90	23,30	118,40	4	A	45
Palio	1.0 Lts / 1.5 Lts / 8 V	4	Adm	3234-AC	Std	7,98	36,50	110,20	2	E	45
			Esc	23234-EC	Std	7,98	31,00	110,60	2	A	45
Palio / Doblô	1.0 Lts / 1.3 Lts Fire 16 V	4	Adm	3558-AC*	Std	5,99	26,90	95,20	4	C	45
			Esc	3559-EC	Std	5,98	22,40	96,06	4	A	45
Palio / Palio Fase II / Siena / Siena Fase II / 500	Fire MPFI 1.3 e 1.4 Lts. 16 V ano 2000 ~	4	Adm	3998-AC*	Std	5,99	26,90	95,20	4	C	45
			Esc	3999-ECB	Std	5,98	22,40	94,66	4	A	45
Palio Fase II / Siena Fase II Siena Fase III / Idea / Punto	Fire 1.4 Lts. 8 V EVO - Economy	4	Adm	3956-AC	Std	4,99	33,20	98,15	4	C	45
			Adm	4156-AC ^{1.0 e 1.4 Lts.}	Std	4,98	31,40	98,15	4	C	45
			Esc	3997-EC	Std	4,98	27,35	98,75	4	C	45
Palio Fase II / Siena Fase II Siena Fase III / Idea / Punto	Fire 1.4 Lts. 8 V	4	Adm	3956-AC	Std	4,99	33,20	98,15	4	C	45
			Esc	3957-ECB	Std	4,98	27,95	98,75	4	C	30
Palio / Siena Marea / Bravo	Torque 1.6 Lts / 16 V	4	Adm	3514-AC	Std	6,99	30,35	102,50	2	C	45
			Esc	3515-EC	Std	6,98	29,90	102,30	2	C	45
Palio / Siena	Motor Fire 1.0 e 1.3 Lts 8 V	4	Adm	3800-AC	Std	6,99	31,40	97,05	2	C	45
			Esc	3801-EC	Std	6,99	27,30	97,20	2	C	45
Stilo	1.8 Lts. 16V. Motor DOHC	4	Adm	4054-AC	Std	5,96	31,20	101,40	4	E	45
			Esc	4055-EC	Std	5,94	27,50	100,70	4	A	45
Tipo Tempra	2.0 Lts 8 V	4	Adm	1826-AC	Std	7,98	43,50	105,70	2	C	45
			Esc	1826-ECB	Std	7,98	36,15	106,00	2	A	45
Tempra / Tipo	2.0 Lts SMPI / 16 V	4	Adm	3320-AC	Std	6,98	34,40	127,93	2	A	45
			Esc	3321-ECB	Std	6,98	28,40	125,60	2	A	45
Toro	L4, 1956 cc 2 Lts. 16 V	4	Adm	4658-AC	Std	4,99	27,80	114,35	4	C	45
			Esc	4659-ECX	Std	4,98	24,40	114,35	4	A	45
Toro Jeep Renegade	1.8 / 2.4 Lts 16V Flex	4	Adm	4696-AN	Std	5,95	31,50	109,40	4	C	45
			Esc	4697-ENX	Std	5,91	25,00	117,35	4	A	45
Uno	EVO 1.4Lts. 4 Cil. 8 V Gasolina	4	Adm	4256-AC	Std	4,92	33,20	99,90	4	C	45
			Esc	4257-EC	Std	4,99	27,95	100,50	4	C	45
Uno Mille / 147 / Pan Fiorino	1.0 / 1.3 Lts	4	Adm	380-AC	Std	7,97	34,00	110,10	2	A	45
			Esc	1380-EC	Std	7,98	29,00	110,70	2	A	45
Uno SR (Argentino)	1.5 Lts	4	Adm	175-AC	Std	7,98	36,00	108,50	2	A	45
			Esc	1383-EC	Std	7,98	33,15	109,00	2	A	45
Uno / Premio Elba / Fiorino	Tipo 1.4 Lts	4	Adm	855-AC	Std	7,98	37,50	108,50	2	A	45
			Esc	1175-EC	Std	7,98	31,00	109,00	2	A	45
Uno / Premio Elba / Fiorino	Tipo 1.6 Lts	4	Adm	856-AC	Std	7,98	39,50	108,50	2	A	45
			Esc	1175-EC	Std	7,98	31,00	109,00	2	A	45
FIAT IVECO											
Ducato Multijet	2.3 Lts. - 16 V - Motor F1A Diesel	4	Adm	4112-AC	Std	5,99	30,00	120,40	4	A	45
			Esc	4113-EC	Std	5,98	30,00	120,40	4	A	45
Ducato Maxi TD 34 / 49 / 59.12 / New Daily TD	8140.47 - 2.5 Lts - 1990~	4	Adm	3586-ACB	Std	7,99	43,50	122,00	2	C	30
			Esc	3587-ECB	Std	7,99	36,50	122,00	2	C	45
Daily / Ducato / New Daily TD	8140.61 - 2.5 Lts 8140.23 / 43 - 2.8 Lts - 1986~ Aspirado e Turbinado	4	Adm	3510-ACB	Std	7,99	40,87	120,70	2	C	30
			Esc	3511-ECB	Std	7,99	34,40	122,00	2	C	45
150 E20 / 160 E23 / Eurocargo / Intercooler	8040.05 / 25 - 4.0 Lts 8060.05 - 6.0 Lts - 1987~	4	Adm	3324-AC	Std	7,99	45,40	125,70	2	E	30
			6	Esc	3325-ECB	Std	7,99	37,65	125,70	2	E
FNM D11000	11.0 Lts	6	Adm	3698-A	Std	11,94	59,45	176,45	9	C	30
			Esc	3699-E	Std	11,94	51,00	176,45	9	C	45

* Verifique se a posição do chaveteiro coincide com o modelo procurado

MODELO	MOTOR	Cil	TIPO	CÓDIGO 3b	SUP. H.	Ø Hast.	Ø Cab.	Comp.	i	T	X
FIAT IVECO											
190 / 210 S	8210.02 / 8210.12 / 8210.42 14.0 Lts - 1970~	6	Adm	286-AC	Std	10,99	58,90	169,90	2	A	45
			Esc	1286-ECB	Std	10,99	48,85	170,00	2	A	45
Euro Tech / Euro Star / Euro Trukker	190 E 42 / 240 E 42 / 440 E 42 / 440 E 47 / 380 E 37 / 410 E 37 410 E 42 (190.30 / 170.30) 1995 à 2006	6	Adm	3920-AC	Std	10,99	57,40	169,90	2	A	30
			Esc	3921-ECB	Std	10,98	47,88	169,90	2	A	45
Ducato Maxi TD 34 / 49 / 59.12 / New Daily TD - Daily / New Daily TD Aspirado e Turbo	8140.61- 2.5 Lts. - 8140.23 / 43 - 2.8 Lts. - 1986~ - Diesel	4	Adm	3586-ACB	Std	7,99	43,50	122,00	2	C	30
			Esc	4041-ECB	Std	7,99	35,90	121,95	2	A	45
IVECO	F1C - 4 Cil. 16 V - 2.8 Lts. Turbo Intercooler - Diesel	4	Adm	4246-AC	Std	5,99	32,40	119,95	4	A	30
			Esc	4247-EC	Std	5,99	32,40	119,95	4	A	30
IVECO CURSOR 9 / 180 Eurotrakker / 190 EuroMover EuroTech/Stralis	9 Lts. - 6 Cil. - 24 V	6	Adm	4110-AC	Std	7,98	40,00	174,40	2	A	30
			Esc	4111-ECB	Std	7,98	39,00	173,30	2	A	45
IVECO STRALLIS/ TRAKKER / CURSOR 9	Ângulo 30 Graus		Esc	4111-ECX 30	Std	6,53	31,00	115,30	10	C	30
IVECO CURSOR 13 Mod. STRALIS E TRAKKER	12.9 Lts. - 6 Cil. - 24 V	6	Adm	4094-AC	Std	9,97	47,00	199,30	2	C	30
			Esc	4095-ECB	Std	9,97	46,00	198,10	2	C	45
FORD											
Cargo	7.8 Lts	6	Adm	23029-ACB	Std	9,43	47,50	156,40	6	E	30
					+3	9,50	47,50	156,40			
			Esc	23029-ECB	Std	9,41	43,00	156,40	6	A	45
+3	9,48	43,00	156,40								
Corcel II / Belina II Del Rey / ~82	1.6 Lts	4	Adm	326-A	Std	6,97	37,90	89,60	9	C	45
			Esc	1326-E	Std	6,95	28,30	89,30			
Corcel II / Bellina II / Del Rey / Escort 83~	1.6 Lts 82~	4	Adm	3038-A	Std	6,97	32,35	89,60	8	C	45
			Esc	1326-E	Std	6,95	28,30	89,30			
	1.3 / 1.6 Lts 90~	4	Adm	3036-A	Std	6,98	32,35	95,60	8	C	45
			Esc	3037-EP	Std	6,96	28,35	96,15			
Edge - Explorer F150- Mustang - Taurus	V6 213 C.I. (3.5L), DOHC, GAS, FI, 24V, DURATEC	4	Adm	4582-AN	Std	5,48	37,00	97,55	2	C	45
			Esc	4583-EN	Std	5,47	31,00	95,40			
Eco Sport / Mondeo	Duratec - 2.0 Lts - 16 V Gasolina	4	Adm	3094-AC	Std	5,47	35,00	103,40	2	C	45
			Esc	3095-EC	Std	5,47	30,00	104,65			
Escort	1.6 Lts	4	Adm	816-AC	Std	6,98	36,40	96,20	9	C	45
			Esc	1814-ECP	Std	6,99	28,40	96,20			
Escort / Fiesta / Mondeo	Zetec DOCH 1.6 Lts - 16 V (92-)	4	Adm	3082-AC	Std	6,03	25,90	97,10	2	E	45
			Esc	3083-ECB	Std	6,03	24,45	96,80			
Escort / Mondeo	Zetec 1.8 Lts - 16 V até ano 2000	4	Adm	3066-AC	Std	6,03	32,00	97,10	4	C	45
			Esc	3067-EC	Std	6,01	28,00	96,70			
Escort - 2001~ Mondeo / Focus /	Zetec - 1.6/1.8/2.0 Lts - 16 V ano 2001~	4	Adm	3814-AC	Std	6,04	33,00	98,10	4	C	45
			Esc	3815-EC	Std	6,02	28,00	97,65			
Escort / Mondeo	Zetec 2.0 Lts. 16 V	4	Adm	3066-AC	Std	6,03	32,00	97,10	4	C	45
			Esc	3069-ECB	Std	6,01	28,00	96,70			
			Adm	3068-AC	Std	6,04	31,90	97,50			
Fiesta / Mondeo / Eco Sport	Rocam 1.6 Lts 8 V	4	Adm	3092-AC	Std	5,97	40,00	109,60	4	C	45
			Esc	3093-EC	Std	5,96	34,00	109,82			
F-250 F-350 F-450 F-550	Powerstroke V8 6.7 Lts 32 V	V8	Adm	4538-AC	Std	6,98	33,80	133,15	4	C	30
			Esc	4539-ECB	Std	6,98	33,80	133,50			
F-150 - Mustang	V8 302 5.0 Lts 32 V	V8	Adm	4584-AC	Std	5,98	37,00	119,85	4	C	30
			Esc	4585-EB	Std	5,96	31,00	108,50			
F-1000	Álcool	4	Adm	367-AC	Std	7,88	41,91	108,18	6	C	45
			Esc	1367-EC	Std	7,86	37,30	108,20			
F-4000	4.4 / 6.6 Lts Diesel	4	Adm	3044-AC	Std	9,43	46,65	145,85	6	C	30
			Esc	3045-ECP	Std	9,41	40,10	146,90			

MODELO	MOTOR	Cil	TIPO	CÓDIGO 3b	SUP. H.	Ø Hast.	Ø Cab.	Comp.	i	T	X
FORD											
Ford Transit / VAN	D4FA - 2.4 Lts. - L4 16V Diesel	4	Adm	4340-AN	Std	6,93	31,30	122,30	4	C	30
			Esc	4341-EN	Std	6,92	27,80	122,30	4	C	45
KA Fiesta	1.0 Lts 8 V	4	Adm	3052-AC	Std	7,03	33,00	104,10	4	C	45
			Esc	3053-ECB	Std	7,00	29,00	104,20	4	E	45
KA Fiesta	1.3 Lts 8 V	4	Adm	3054-AC	Std	7,04	34,50	104,00	4	C	45
			Esc	3053-ECB	Std	7,00	29,00	104,20	4	E	45
KA Fiesta	Zetec Rocam 1.0 Lts 8 V	4	Adm	3062-AC	Std	5,97	32,50	111,10	4	C	45
			Esc	3063-EC	Std	5,96	28,00	110,60	4	C	45
KA / Fiesta Courier	Zetec 1.4 Lts 16 V	4	Adm	3090-AC	Std	5,97	28,00	97,35	2	C	45
			Esc	3091-ECB	Std	5,96	24,00	99,04	2	C	45
KA / Fiesta Courier	Zetec 1.4 Lts 16 V	4	Adm	3064-AC	Std	5,96	28,10	97,40	4	C	45
			Esc	3065-EN	Std	5,95	24,15	99,50	4	C	45
Maverick	2.3 Lts	4	Adm	291-AC	Std	8,68	44,10	121,60	5	C	45
					+3	8,75	44,10	121,60			
					+15	9,06	44,10	121,60			
			Esc	1291-ECP	Std	8,67	38,10	122,10	5	C	45
					+3	8,74	38,10	122,10			
+15	9,01	38,10	122,10								
New Fiesta, Focus, EcoSport	Sigma, 1.6Lts. 16 V Flex	4	Adm	4344-AN	Std	5,97	30,10	99,00	4	C	45
			Esc	4345-EN	Std	5,96	24,10	101,50	4	E	45
Ranger	4.0 Lts	V6	Adm	3042-AC	Std	8,03	43,50	103,95	6	C	45
			Esc	3043-ECP	Std	8,00	34,55	104,10	4	C	45
Ranger 2.3 Lts.	2.3 Lts. (95/98)	4/6	Adm	3070-AC	Std	6,98	44,07	121,60	4	C	45
			Esc	3071-ECP	Std	6,95	38,10	122,10	4	C	45
Ranger	Motor Internacional NGD - 3,0 Lts. - E	4	Adm	3858-ACB	Std	5,94	32,00	114,19	4	C	45
			Esc	3859-EC	Std	5,93	29,00	114,20	4	C	45
Transit / Ranger	Motor TDCI 2.2 L4 / TDCI 3.2	4	Adm	4292-AC	Std	6,94	29,80	122,10	4	C	30
			Esc	4293-ECP	Std	6,93	25,80	121,88	4	E	45
Trator 4600 / 6600 2000 / 2600		4	Adm	329-A	Std	9,43	45,80	146,00	6	A	45
					+3	9,50	45,80	146,00			
					+15	9,81	45,80	146,00			
			Esc	1329-E	Std	9,40	38,38	145,90	7	E	45
					+3	9,47	38,38	145,90			
+15	9,78	38,38	145,90								
HONDA											
Accord / CRV 2.0 Lts.	1.6 Lts. / 1.8 Lts. / 2.0 Lts A16/A18/A20/C27/B28 - 1984~	4	Adm	4022-A*	Std	6,58	31,10	105,35	2	C	45
			Esc	4131-EN	Std	6,55	28,00	106,00	2	C	45
Accord / Prelude	2.2 Lts 16 V	4	Adm	3458-AN	Std	5,48	34,00	112,00	2	C	45
			Esc	3459-EBN	Std	5,45	29,00	123,60	2	C	45
FIT 1.4 Lts.	L13A - 4 Cil. - 16 V Nafta	4	Adm	4164-AN	Std	5,48	32,00	118,35	2	A	45
			Esc	4165-EN	Std	5,45	27,90	118,25	2	C	45
FIT 1.5 Lts.	L15A6 - 4 Cil. 16 V Nafta	4	Adm	4166-AN	Std	5,48	27,50	118,50	2	C	45
			Esc	4167-EN	Std	5,46	23,00	117,60	2	C	45
Civic	R18A1 1.8 Lts.	4	Adm	4176-AN	Std	5,48	32,00	116,70	2	C	45
			Esc	3855-EBN	Std	5,46	25,98	115,95	2	C	45
Civic HF/FI. CRX HF FI. 8 V (88/91)	1.4 Lts. 16V / 8V - B1 - D15 B2 - D15 / B6 - D15	4	Adm	3432-A	Std	5,47	28,90	115,10	2	C	45
			Esc	3433-EBN	Std	5,44	25,00	118,70	2	C	45
Civic 2001~	V-Tec / V-Tec-E 1.6 Lts 16 V	4	Adm	3854-AN	Std	5,48	29,98	118,54	2	C	45
			Esc	3855-EBN	Std	5,44	26,00	115,95	2	C	45

* Esta válvula substituiu a 4130-A (Unificação)

MODELO	MOTOR	Cil	TIPO	CÓDIGO 3b	SUP. H.	Ø Hast.	Ø Cab.	Comp.	i	T	X
HONDA											
Civic / CRV-4 / Accord / Acura TSX	2.0 Lts. SI/CRV-4 2.4 Lts. 16 V	4	Adm	4252-A	Std	5,47	35,00	109,10	2	C	45
			Esc	4253-E	Std	5,45	30,00	108,75	2	C	45
Honda CRV	Motor K24A27 2.4 Lts. 4 Cil. 16 V	4	Adm	4522-AN	Std	5,47	36,00	108,80	2	C	45
			Esc	4523-EBN	Std	5,46	31,00	108,80	2	C	45
HYUNDAI											
Accent	1.3 / 1.5 Lts - 12 V	4	Adm	3738-AN	Std	5,95	27,45	99,00	2	E	45
			Esc	3739-EN	Std	5,95	32,00	98,40	2	E	45
Accent, Vision, Elantra	16 V - 1.6 Lts	4	Adm	4152-AN	Std	5,97	29,10	91,80	2	E	45
			Esc	4153-EN	Std	5,96	24,90	92,40	2	E	45
Atos	3JE - 12 V 1000cc	4	Adm	3796-AN	Std	5,47	23,40	100,40	2	C	45
			Esc	3797-EN	Std	5,44	26,96	100,15	2	C	45
Elantra Sonata Execel / Pony	1.6 Lts - 1.8 16 V 2.0 Lts GADM - GACP 1.3 Lts	4	Adm	3426-AN	Std	6,57	33,09	109,70	2	C	45
			Esc	3427-EBN	Std	6,52	30,45	109,70	2	C	45
Elantra / Tiburon	G4DM / G4GM Beta I 1.8 Lts. 4 Cil. 16 V	4	Adm	4178-AN	Std	5,94	32,00	102,20	2	C	45
			Esc	4179-EN	Std	5,93	27,50	104,70	2	C	45
H100	D4BB - 2.5 Lts - 4 Cil - Diesel	4	Adm	4170-AN	Std	7,97	42,00	132,00	2	E	45
			Esc	4171-EN	Std	7,94	36,00	131,80	2	E	45
H100 / Terracam / Galloper	D4BH - 2,5 Lts. - Diesel	4	Adm	3896-AN	Std	7,97	40,00	130,00	2	A	45
			Esc	3897-EN	Std	7,93	34,00	129,85	2	A	45
HB 20	Motor 1.0 Lts. 12 V	3	Adm	4490-AN	Std	5,47	26,80	92,90	2	E	45
			Esc	4491-EN	Std	5,46	24,10	93,40	2	E	45
Hyunday I-30	1.6 Lts. Motor G4FC	4	Adm	4250-AN	Std	5,47	31,50	93,20	2	E	45
			Esc	4251-EN	Std	5,47	26,00	92,60	2	E	45
Santa Fé / Tucson Sonata / Sportage	G6BA Delta V6 2.7 Lts	V6	Adm	4258-AN	Std	5,96	32,05	96,35	2	A	45
			Esc	4259-EN	Std	5,96	27,55	97,15	2	A	45
Tucson / St. Fé / Carens	D4EA	4	Adm	4118-A	Std	5,94	28,55	95,63	2	E	45
			Esc	4119-EN	Std	5,90	24,26	95,27	2	E	45
Tucson / I30 / Elantra	2.0 Lts. 16 V	4	Adm	4536-AN	Std	5,96	31,90	114,35	2	C	45
			Esc	4537-EN	Std	5,95	27,40	116,80	2	C	45
JAC											
JAC 3	Motor JAC HFC4GB 1.3 Lts. 16 V VVT / DOHC	4	Adm	4528-AN	Std	4,97	30,50	89,70	2	C	45
			Esc	4529-EN	Std	4,96	25,30	90,60	2	C	45
JOHN DEERE											
John Deere	John Deere 450 Tier III 9 Lts.	4	Adm	4208-AC	Std	7,98	40,00	162,30	2	E	30
			Esc	4209-ECB	Std	7,98	40,00	162,30	2	C	45
John Deere	L4, 275 4.5 Lts. 16 V / L6 414 6.8 Lts. 24 V - Série 350	4	Adm	4648-AC	Std	7,00	37,00	135,65	2	E	30
		6	Esc	4649-ECX	Std	6,99	36,00	135,45	2	A	30
S450	S450 8.1 Lts. Turbo	6	Adm	3850-AC	Std	9,47	51,00	153,92	2	E	30
			Esc	3851-ECB	Std	9,44	47,00	156,92	2	E	30
	SÉRIE 350/3029 - 4030 - 4039 4400 - 6059 - 6058 - 6600	3-4-6	Adm	3618-AC	Std	7,87	46,60	134,07	2	A	30
			Esc	3619-ECB	Std	7,86	42,50	134,46	2	A	30
KIA											
Besta / Bongo / Capella	RF 2.0 Lts R2 2.2 Lts	4	Adm	3298-AN	Std	7,98	41,10	107,98	2	A	45
			Esc	3299-EN	Std	7,97	36,00	107,65	2	A	45
Besta / Bongo	RFA 2.7 Lts	6	Adm	3548-APN	Std	8,97	41,00	114,45	2	C	45
			Esc	3549-EBN	Std	8,95	35,00	114,60	2	C	30
Besta GS	J2 / JT Diesel 2.7 Lts	4	Adm	3826-AN	Std	8,47	42,50	112,85	2	E	45
	J2 / JT Diesel 3.0 Lts	4	Adm	3828-AN	Std	8,48	44,00	112,85	2	E	45
	J2 / JT Diesel 2.7 e 3.0 Lts	4	Esc	3827-EBN	Std	8,48	37,30	112,83	2	C	45
Kia Rio	A6D 1.6 Lts. - 4 Cil - 16 V	4	Adm	4158-AN	Std	5,47	29,20	96,15	2	C	45
			Esc	4159-EN	Std	5,45	25,80	95,00	2	C	45
Picanto	Motor 1.0 Lts. 12 V Gasolina	3	Adm	4490-AN	Std	5,47	26,80	92,90	2	E	45
			Esc	4491-EN	Std	5,46	24,10	93,40	2	E	45

MODELO	MOTOR	Cil	TIPO	CÓDIGO 3b	SUP. H.	Ø Hast.	Ø Cab.	Comp.	i	T	X
KIA											
Picanto I10	L4 1.1 Lts. TRDE2 12 V	4	Adm	4426-AN	Std	5,46	24,90	99,10	2	E	45
			Esc	4427-EBN	Std	5,44	28,00	98,50	2	E	45
Kia Sorento 2.5 TDI New	D4CB - 2.5 Lts TDI NEW	4	Adm	4120-AN	Std	6,97	31,80	110,60	4	A	45
			Esc	4121-EN	Std	6,95	28,00	110,78	4	C	45
Kia Sorento 2.5 TDI	D4CB - 2.5 Lts TDI	4	Adm	4122-AN	Std	6,97	31,82	110,62	2	C	45
			Esc	4123-EN	Std	6,94	28,00	110,64	2	C	45
Soul / Sportage / Spec TRA / Tiburon	4Cil. 2.0 Lts. DOHC GAS F1 16 V G4GC BETA II	4	Adm	4536-AN	Std	5,96	31,90	114,35	2	C	45
			Esc	4537-EN	Std	5,95	27,40	116,80	2	C	45
Sorento	D4CB - 2.5 Lts. TDI New	4	Adm	4120-AN	Std	6,97	31,80	110,60	4	A	45
			Esc	4121-EN	Std	6,95	28,00	110,78	4	C	45
KUBOTA											
Kubota / BOBCAT	V2203B	4	Adm	4128-AN	Std	7,96	33,47	102,25	2	A	30
			Esc	4128-EPN	Std	7,98	28,57	102,35	2	A	45
LADA											
Niva	1.5 Lts	4	Adm	384-A	Std	7,98	37,00	112,50	2	A	45
			Esc	384-E	Std	7,98	31,50	113,10	2	A	45
LAND ROVER											
Discovery	2.5 Lts D (89~)	4	Adm	3344-ACB	Std	7,96	38,90	116,40	4	C	30
			Esc	23345-ECBS	Std	7,95	36,50	116,50	4	C	45
MAN											
MAN D2676	MAN 6 Cil 12.4 Lts 440 HP - Diesel	6	Adm	4534-AC	Std	8,97	40,00	160,40	4	A	30
			Esc	4535-ECB	Std	8,96	38,00	160,40	4	A	30
D08 34190, D08 34230	L4, 4.6 Lts. 16 V	4	Adm	4644-ACX	Std	6,96	38,00	141,50	4	C	30
			Esc	4645-ECX	Std	6,96	34,00	141,20	4	C	45
MAZDA											
Bongo	RFA 2.7 Lts	6	Adm	3548-AN	Std	8,97	41,00	114,45	2	C	45
			Esc	3549-EBN	Std	8,95	35,00	114,60	2	C	30
Capella Bongo	RF - 2.0 Lts (83~) R2 - 2.2 Lts (83~)	4	Adm	3298-AN	Std	7,89	41,10	107,98	2	A	45
			Esc	3299-EN	Std	7,97	36,00	107,65	2	A	45
Capella 626 Telster / Bongo	F8 1.8 Lts (82~) FE 2.0 Lts (84~)	4	Adm	829-AN 30	Std	8,03	44,00	111,90	2	C	30
			Esc	1829-EPN 30	Std	8,03	36,00	111,70	2	C	30
Capella 626 Telster / Bongo	F8 1.8 Lts (82~) FE 2.0 Lts (84~)	4	Adm	829-AN	Std	8,03	44,00	111,90	2	C	45
			Esc	1829-EPN	Std	8,03	36,00	111,70	2	C	45
Luce - Bongo E2200 - B2200 E2500-T2500-T 4100	S2 - 2.2 Lts (79~) XA - 2.5 Lts (67~) ZB - 4.0 Lts (72~)	4	Adm	3296-AN	Std	7,94	40,50	114,45	2	A	45
			6	Esc	3297-EBN	Std	7,92	35,50	114,50	2	E
Mazda 323 / Sephia	Motor B6-S - 1.6 Lts. 16V	4	Adm	4146-A	Std	5,97	29,60	104,03	2	E	45
			Esc	4147-EN	Std	5,98	23,45	105,05	2	E	45
Mazda 3	1.6 Lts.	4	Adm	4150-AN	Std	5,47	29,20	97,10	2	C	45
			Esc	4151-EN	Std	5,47	25,90	96,70	2	C	45
Mazda 626 Matsuri	2.0 Lts. DOHC - 16 V	6	Adm	3812-AN	Std	5,98	31,50	90,00	2	C	45
			Esc	3813-EN	Std	5,97	27,50	90,00	2	C	45
MERCEDES BENZ											
	OM 332 / 326 Aspirado	6	Adm	223-A	Std	8,94	37,00	130,30	8	A	45
			Esc	1223-E	Std	8,93	32,00	165,50	8	A	45
	OM 312 / 321 / 322 Aspirado	6	Adm	224-AC	Std	8,94	40,00	140,50	8	A	45
			Esc	1225-ECP	Std	8,93	36,00	140,50	8	A	45
	OM 314 / 352 Aspirado OM 352 A Turbo ~85	6	Adm	226-AC	Std	8,94	44,00	140,50	8	A	45
			Esc	1226-ECB	Std	9,93	36,00	140,50	8	A	45
	OM 364 / OM 366 Aspirado	4	Adm	2026-AC 30°	Std	8,94	42,80	140,50	8	A	30
			Esc	21226-ECB	Std	9,93	36,00	140,50	8	A	45

MODELO	MOTOR	Cil	TIPO	CÓDIGO 3b	SUP. H.	Ø Hast.	Ø Cab.	Comp.	i	T	X
MERCEDES BENZ											
	OM 364 A / LA ~07/95 OM 366 A / LA ~07/95 OM 352 A 86~	6	Adm Esc	3260-ACB 23260-ECB	Std Std	8,94 9,93	42,00 36,00	140,50 140,50	8 8	A A	30 45
	OM 364 A / LA 07/95~ OM 366 A / LA 07/95~	6	Adm Esc	3260-ACB 20° 23260-ECB	Std Std	8,94 9,93	42,00 36,00	140,50 140,50	8 8	A A	20 45
	OM 355.6 LA Turbo Intercooler	6	Adm Esc	3262-AC 3263-ECB	Std Std	8,94 8,93	42,00 37,00	130,00 165,10	6 6	C C	30 30
	OM 346 / 355.5 / 355.6 Aspirado	6	Adm Esc	229-AC 1229-ECP	Std Std	8,94 8,93	42,00 37,00	129,70 165,40	6 6	A A	45 45
	OM 355.5 A / OM 355.6 A Turbinado	5 6	Adm Esc	843-AC 1843-ECP	Std Std	8,94 8,93	42,00 37,00	130,00 165,20	8 8	A A	30 30
	OM 449 A / LA OM 447 A / LA	5 6	Adm Esc	1839-ACB 1839-ECB	Std Std	11,94 11,92	58,90 51,00	142,20 142,50	8 8	A A	30 45
	OM 447 LA Top Brake	6	Esc	3693-E	Std	8,00	17,00	90,27	2	E	45
Classe A	1.6 Lts	4	Adm Esc	3770-AN 3771-ESN	Std Std	5,96 6,98	40,00 34,00	103,00 102,70	2 2	C A	45 45
LS-1938 / 1938-S Ônibus 0-500 OM 457 LA / OM 460 LA	Aplicáveis em AXOR: 2006 à 2010 Aplicáveis em AXOR /2011~ Válv. adm. c/ cabeça + grossa	6 6	Adm Esc Adm Esc	3856-AC 3857-ECB 4096-AC AXOR 4097-ECB AXOR	Std Std Std Std	8,94 8,93 8,94 8,93	45,60 41,10 45,60 42,15	144,85 145,00 144,85 144,85	8 8 8 8	C C C C	30 45 30 35
LS-1938 / 1938-S	OM 457 LA Top Brake	6	Esc	3875-EC	Std	8,00	17,00	86,80	2	C	45
712C / 914C / O 500 R 1830 (OM-926)	OM 904 / 906 / 924 / 926	4 6	Adm Esc Esc	3846-ACB 3847-ECB 4109-ECB	Std Std Std	7,94 7,93 7,93	34,04 38,05 38,00	128,79 152,67 152,55	2 2 2	C C C	20 45 35
712C / 914C	OM 904 / 906 - Diesel Top Brake	4 6	Esc	3874-EC	Std	5,96	15,20	81,60	2	A	20
240 D/300 D/300 T M / 300 TD / 300 GB	OM 616 OM 617	4	Adm Esc	824-AC 1824-ECB	Std Std	9,93 9,93	39,80 34,20	131,30 131,30	19 19	E A	30 30
Mercedes Benz Sprinter	OM 612 / 647 - L5 - 2.7 Lts. Diesel	4	Adm Esc	4334-AN 4335-EN	Std Std	6,96 6,96	28,70 26,20	104,00 104,50	2 2	C C	45 45
Sprinter	Maxion Gemini HS/HST 2.5 Turbo	4	Adm Esc	3344-ACB 23345-ECBS	Std Std	7,96 7,95	38,90 36,50	116,38 116,60	4 4	C C	30 45
Sprinter CDI	OM 611 / 16 V	4	Adm Esc	3658-AN 3659-EN	Std Std	6,96 6,96	30,15 28,40	103,95 104,35	2 2	A A	45 45
Sprinter / Compass	A180,200,220CDI/B180,200, 220CDI/C180,200,220 CDI/ COMPASS 2.2	6	Adm Esc	4530-AC 4531-ECB	Std Std	5,97 5,96	28,50 24,60	108,80 109,10	4 4	A A	45 45
MITSUBISHI											
Eclipse / Galant Outlander	4G69 2.4 Lts. 16 V	4	Adm Esc	4160-A 4161-EB	Std Std	5,96 5,95	34,00 30,50	111,40 113,70	2 2	C C	45 45
Galant	4G63 2.0 Lts (82~)	4	Adm Esc	3464-AN 3465-EBN	Std Std	5,96 5,95	32,85 29,00	112,40 114,30	2 2	C C	45 45
Galant Pajero/Montero/Lancer/ Space Wagon/L200/L300	4G62 1.8 Lts (85~) 4G63 2.0 Lts (85~)	4	Adm Esc	3522-AN 3523-EBN	Std Std	7,97 7,94	43,00 35,00	109,90 108,65	2 2	C E	45 45
L200 / L300	Motor D4BA / D4BB 2.5 Lts TDI	4	Adm Esc	3720-AN 3721-EBN	Std Std	7,97 7,95	42,00 36,00	136,20 136,00	2 2	C C	45 45
L200 / L300	4D56 - 4D56T	4	Adm Esc	3896-AN 3897-EN	Std Std	7,97 7,93	40,00 34,00	130,00 129,85	2 2	A A	45 45
Lancer / Colt	4G61 - 1.6 Lts (88~) - (DOCH)	4	Adm Esc	3426-AC 3427-ECB	Std Std	6,57 6,52	33,90 30,45	109,70 109,70	2 2	C C	45 45
Lancer / TR4 Space Wagon / Proton	4G92 1.6 Lts (91~) 4G93 1.8 Lts (91~)	4	Adm Esc	3462-AN 3463-EBN	Std Std	5,96 5,95	30,00 26,90	110,20 113,85	2 2	C C	45 45

MODELO	MOTOR	Cil	TIPO	CÓDIGO 3b	SUP. H.	Ø Hast.	Ø Cab.	Comp.	i	T	X
mitsubishi											
Montero / Pajero	4M40 2.8 - 3.5 Lts	4	Adm	3580-AN	Std	7,96	41,00	108,50	2	A	45
			Esc	3581-EBN	Std	7,93	35,00	108,35	2	A	45
Montero / Pajero	6G72 3.0 Lts (86~)	6	Adm	3442-AN	Std	7,96	43,00	103,10	2	C	45
			Esc	3443-EBN	Std	7,94	35,00	102,65	2	E	45
Montero / L400 Pajero / Triton	4M41 - L4 - 3.2 Lts. - 16 V - Diesel	4	Adm	4310-AN	Std	6,57	33,00	115,50	2	E	45
			Esc	4311-EN	Std	6,53	31,00	115,50	2	E	45
MTU Modelo 16V	4000 G61 Diesel	4	Adm	4106-ACB	Std	10,93	57,00	233,70	2	E	30
			Esc	4107-ECB	Std	10,93	56,00	233,80	2	A	45
Pajero D / Galant / L200 / L300	4D55 - 2.3 Lts (84~) 4D56 - 2.3 Lts (84~)	4	Adm	3594-AN	Std	7,96	40,00	136,40	2	E	45
			Esc	3595-EPN	Std	7,95	34,00	136,30	2	E	45
Outlander / Pajero Sport	6B31 "MIVEC" V6 (3.0 Lts.) / SOHC Gasolina-F1 24 V, VIN X	6	Adm	4578-AN	Std	5,97	35,00	111,90	21	C	45
			Esc	4579-EN	Std	5,96	29,50	114,00	21	C	45
Triton	4D16 CRDI - 2.5 Lts. - 4 Cil. 16 V - Diesel	4	Adm	4168-AN	Std	5,96	31,50	107,40	2	E	45
			Esc	4169-EN	Std	5,95	27,50	108,10	2	E	45
MWM - INTERNATIONAL											
Caminhão Constellation	IHC Navistar L6 - 24V - 7.6 Lts - Maxxforce	6	Adm	4068-AC	Std	7,92	39,72	147,98	2	A	30
			Esc	4069-EX	Std	7,91	36,55	147,60	2	A	45
	TD 225 / 229 Turbo	6	Adm	3390-AC	Std	8,96	42,00	117,10	4	C	30
			Esc	1565-ECB*	Std	8,93	37,99	117,00	4	A	45
	D 225 / D 226 D 229 / D 237	6	Adm	565-AC	Std	8,96	41,00	117,00	4	A	45
			8	Esc	1565-ECB*	Std	8,96	38,00	117,00	4	A
	D 222 / KD 112	4	Adm	3330-A	Std	9,96	41,00	129,00	5	A	45
			Esc	3331-E	Std	9,95	37,00	129,00	5	A	45
	4.10 / 6.10	4	Adm	3422-AC	Std	8,96	45,00	126,00	4	C	30
			Esc	23423-ECB	Std	8,96	41,00	126,00	4	C	45
6-150 Turbo	Sprint 4.2 Lts T.S. 18 V - 6 Cil.	4	Adm	3546-AC	Std	6,95	33,00	105,00	4	A	30
			6	Esc	3547-ECB	Std	6,95	40,00	105,10	4	A
	Maxx Force 4.8 Lts - 16 V - EURO IV	4	Adm	4612-AC	Std	6,96	36,60	122,05	4	C	30
			Esc	4613-ECX	Std	6,96	32,50	121,50	4	C	45
NEW HOLLAND											
New Holland TC 59	NH Perkins	6	Adm	4186-AC	Std	9,43	47,50	146,90	5	A	30
			Esc	4187-ECB	Std	9,41	43,00	146,90	5	A	45
New Holland TC 57	NH Perkins	4	Adm	4188-ACB	Std	9,43	47,50	146,90	6	A	30
			Esc	4189-ECB	Std	9,40	43,00	146,50	6	A	45
NISSAN (DATSUN)											
Bluebird	CA18 1.8 Lts (82~)	4	Adm	3283-A	Std	6,79	40,00	106,70	6	C	45
			Esc	23283-EP	Std	6,95	35,00	108,00	6	C	45
Bluebird	J13 1.3 Lts. (65~)	4	Adm	432-A	Std	8,66	35,05	109,20	9	A	45
			Esc	1432-E	Std	8,67	29,90	108,80	9	C	45
Bluebird Violet 140J Laurel 200L Cedric 200C/240K/240L	L13 1.3 Lts (69~) L14 1.4 Lts (70~) L20 2.0 Lts (66~) L24 2.4 Lts (75~)	4	Adm	433-A	Std	7,96	38,10	117,00	6	C	45
			6	Esc	1433-EC	Std	7,95	33,06	117,65	8	C
Cedric Bluebird	LD20 2.0 Lts (81~) LD28 2.8 Lts (81~)	6	Adm	3356-A	Std	7,96	39,00	116,95	8	E	45
			Esc	3357-E	Std	7,94	32,00	117,10	8	E	45
Cherry / Homy / Sunny Laurel / Silvia / Leopard Pathfinder (81) Terrano (86) 4x4	Z20 / Z22 / Z24 / Z24i	4	Adm	844-A	Std	7,97	42,10	124,24	8	C	45
			Esc	1844-EP	Std	7,95	38,10	125,25	8	C	45
Cherry 100A Sunny 120Y/Pulsar 120A	A10 1.0 Lts (78~) A12 1.2 Lts (78~)	4	Adm	436-A	Std	7,96	35,09	103,90	8	C	45
			Esc	1436-EP	Std	7,95	29,10	103,80	8	C	45

* Esta válvula substituiu a 3391-ECB (Unificação)

MODELO	MOTOR	Cil	TIPO	CÓDIGO 3b	SUP. H.	Ø Hast.	Ø Cab.	Comp.	i	T	X
NISSAN (DATSUN)											
Datsun Truck / Caravan	J15 1.5 Lts - J16 1.6 Lts (74~)	4	Adm	430-AC	Std	8,68	38,00	109,30	9	C	45
			Esc	430-EC	Std	8,67	32,00	109,49	9	C	45
Datsun Truck / Caravan	J15 1.5 Lts - J16 1.6 Lts (70~)	4	Adm	439-A	Std	8,68	37,90	109,70	6	C	45
			Esc	1439-ECP	Std	8,68	32,00	109,52	6	E	45
Datsun / Pick Up	J18 1.8 Lts	4	Adm	3352-A	Std	7,97	40,15	108,15	8	C	45
			Esc	3353-E	Std	7,94	35,20	108,29	8	C	45
Forklift / March Micra	Eng. H20K / H25K (Forklift) Eng. M10 / M12 (March Micra) - 1.0 Lts e 1.2 Lts. 4 Cilindros - Gasolina - (86-91)	4	Adm	4028-AN	Std	6,97	35,00	109,80	8	C	45
			Esc	4029-EPN	Std	6,95	30,00	109,20	8	C	45
Frontier	2.0 / 2.4 Lts 16V Motor KA20DE / KA24DE		Adm	3910-AN	Std	6,97	36,60	101,40	14	C	45
			Esc	3911-EN	Std	6,95	31,30	98,85	14	C	45
Frontier / X-Trail	YD25-DDT - 2.5 Lts. - 16 V	4	Adm	4136-A	Std	5,97	28,12	106,66	2	E	45
			Esc	4137-EN	Std	5,95	26,10	106,13	2	E	45
K12A K5A	2.1 Lts. 2.5 Lts.	4	Adm	4124-A	Std	6,97	38,00	98,90	6	C	45
			Esc	4125-EN	Std	6,95	32,00	98,90	6	C	45
March, Versa 1.6 Lts. 16 V	HR- 16DE L4 1.6Lts. 16V	4	Adm	4518-AN	Std	4,99	31,20	101,80	2	C	45
			Esc	4519-EN	Std	4,97	25,50	102,50	2	C	45
Patrol	P 40 - 4.0 Lts (59/66)	6	Adm	431-AN	Std	8,62	43,10	131,30	6	A	45
			Esc	1431-EPN	Std	8,63	36,40	131,50	6	A	45
Patrol Truck	P 4.0 Lts (62~) P40 4.0 Lts (80~)	6	Adm	431-AN	Std	8,62	43,10	131,30	6	A	45
			Esc	1431-EPN	Std	8,63	36,40	131,50	6	A	45
Pick Up Bluebird	Z16 1.6 Lts (79~) Z18 1.8 Lts - Z20 2.0 Lts (79~)	4	Adm	840-AN	Std	7,97	42,20	126,40	8	C	45
			Esc	1840-EPN	Std	7,95	38,00	127,40	8	C	45
Pick Up Bluebird 180D Cedric 260 C Fairlady 260Z	L16 1.6 Lts (67~) L18 1.8 Lts (70~) L20B 2.0 Lts (74~) L26 2.6 Lts (72~)	4	Adm	438-AC	Std	7,96	42,09	116,13	8	C	45
			6	Esc	1438-E	Std	7,94	35,10	117,62	8	C
Pick Up Pathfinder	2.7 / 4.2 Lts Motores TD27 / TD42		Adm	3772-APN	Std	7,97	43,50	117,00	2	C	45
			Esc	3773-EPN	Std	7,95	38,00	117,00	2	C	45
Sentra, Pulsar	E 16 - 1.6 Lts (85/86)	4	Adm	841-A	Std	6,97	37,00	116,80	8	C	45
			Esc	1841-EP	Std	6,95	30,00	116,20	8	C	45
Sentra	GA16i 1.6 Lts (89~)	4	Adm	3436-A	Std	6,96	29,10	113,50	2	C	45
			Esc	3437-EPN	Std	6,55	33,00	116,25	2	C	45
Silvia / SX 240	KA24D 2.4 Lts	4	Adm	3528-AN	Std	6,96	36,60	101,35	2	C	45
			Esc	3529-EBN	Std	6,94	31,30	98,85	2	C	45
SkyLine / BlueBird	1.6 Lts (68~)	4	Adm	435-A	Std	7,97	41,98	116,40	8	C	45
			Esc	435-E	Std	7,94	32,98	117,40	8	C	45
Sunny 140Y / Pulsar 140A / Violet 140J	A14 1.4 Lts (76~)	4	Adm	3227-AC	Std	7,96	37,10	103,70	8	C	45
			Esc	23227-ECP	Std	7,94	30,09	103,70	8	C	45
Sunny / Pulsar / Sentra	CD17 1.7 Lts (83~)	4	Adm	3630-AN	Std	6,96	36,10	101,00	6	C	45
			Esc	3631-EPN	Std	6,94	31,00	101,00	6	C	45
Sunny / Sentra / Pulsar	E16 1.6 Lts (84~)	4	Adm	841-AN	Std	6,97	37,00	116,80	8	C	45
			Esc	1841-EBN	Std	6,95	30,00	116,20	8	C	45
Sunny /Pulsar Sentra	E13 1.3 Lts (81~) E15 1.5 Lts (81~)	4	Adm	3213-A	Std	6,97	37,12	118,80	8	C	45
			Esc	23213-E	Std	6,95	30,10	118,10	8	C	45
Sunny Sunny / Primera	GA14D 1.4 Lts (90~) GA16D 1.6 Lts (90~)	4	Adm	3454-AN	Std	5,47	30,00	96,39	2	C	45
			Esc	3455-EBN	Std	5,46	23,90	92,60	2	C	45
Urban Pick Up / Atlas	SD23 2.3 Lts (83~) SD25 2.5 Lts (83~)	4	Adm	3350-A	Std	7,98	40,00	117,00	2	E	45
			Esc	3351-E	Std	7,93	34,00	116,80	2	E	45
Tiida	Motor MR18DE 1.8 Lts. - 16V	4	Adm	4134-A	Std	5,46	33,85	106,31	2		45
			Esc	4135-EN	Std	5,45	27,69	105,23	2		45
320	1.5 Lts	4	Adm	439-A	Std	8,68	37,90	109,70	6	C	45
			Esc	1439-ECP	Std	8,68	32,02	109,70	6	E	45

MODELO	MOTOR	Cil	TIPO	CÓDIGO 3b	SUP. H.	Ø Hast.	Ø Cab.	Comp.	i	T	X
NISSAN (DATSUN)											
510 / 521 / 620 610 / 710 Pick Up 240 / 260Z (68/81)	L 16 / L 18 / L 20 1.6 / 1.8 Lts 2.0 Lts	4	Adm	438-AC	Std	7,97	42,00	116,40	8	C	45
	L 24 / L 26 / L 28 2.4 / 2.6 Lts 2.8 Lts	6	Esc	1438-E	Std	7,95	35,10	117,40	8	C	45
510/720 P. Up (81) (81/81) (83/86) 200 SX (80/81) (82/83)	Z 20K / Z 20 S 2.0 Lts / Z 22	4	Adm	844-A	Std	7,97	42,10	124,20	8	C	45
	Z 22 E - 2.2 Lts Z 24 - 2.4 Lts		Esc	1844-EP	Std	7,95	38,10	125,20	8	C	45
PERKINS - MAXION											
	6.358 ID Injeção Direta	6	Adm	1498-ACP	Std	9,47	45,20	139,60	2	A	45
		8	Esc	1498-ECP	Std	9,46	38,90	139,90	2	A	45
	4.203 Injeção Direta	4	Adm	247-A C/P	Std	7,91	38,96	114,20	2	A	45
			Esc	248-E C/P	Std	7,91	33,40	114,20	2	A	45
	3.152 II / 4.203 II 6.305	4	Adm	247-A	Std	7,91	38,96	114,20	2	C	45
			Esc	248-E	Std	7,91	33,40	114,20	2	C	45
	6.357 II / 6.357 2 II Injeção indireta	6	Adm	250-AMF	Std	9,48	47,18	132,70	2	A	45
			Esc	1251-EPMF	Std	9,45	40,50	132,50	2	A	45
	4-236 4-248 Injeção Direta	4	Adm	249-AC	Std	9,47	44,30	122,80	2	A	45
					+ 10	9,72	44,30	122,80	2	A	45
					+ 15	9,85	44,30	122,80	2	A	45
		6	Esc	1249-ECP	Std	9,46	36,57	123,20	2	A	45
					+ 10	9,71	36,57	123,20	2	A	45
					+ 15	9,84	36,57	123,20	2	A	45
	T6-354.4 Injeção Direta	6	Adm	249-AC	Std	9,47	44,30	122,80	2	A	45
			Esc	1499-ECP	Std	9,45	37,40	122,30	2	A	45
Maxion	Q 20 B 4.236 / 4.248	4	Adm	3392-AC	Std	9,47	44,20	122,70	4	A	45
			Esc	3393-ECB	Std	9,45	36,56	123,40	4	A	45
Maxion	S 4 - Q20B 6.354.4	4	Adm	3342-AC	Std	9,47	44,22	122,70	4	A	45
			Esc	3343-ECB	Std	9,44	37,39	123,31	4	C	45
Maxion	S 4 T Plus S 4 T	4	Adm	3388-ACB	Std	9,47	44,20	122,50	4	A	30
			Esc	3389-ECB	Std	9,45	38,20	123,10	4	A	45
Maxion	HS HST	4	Adm	3344-ACB	Std	7,96	38,90	116,40	4	C	30
			Esc	23345-ECB	Std	7,95	36,50	116,50	4	C	45
	Motor Phaser 1104/44/ 1104/44T - CAT 3054	4	Adm	4236-AN	Std	8,96	46,33	129,15	2	A	30
			Esc	4237-ECB	Std	8,94	41,63	129,15	2	A	30
Perkins 1103B-33 1103C-33 1104A-A4	Motor 4 cil - 4 Lts. 8 V Diesel	4	Adm	4238-ACB	Std	8,97	43,00	122,94	2	E	45
			Esc	4239-ECB	Std	8,94	41,00	123,00	2	E	45
PEUGEOT											
Boxer	DJ-5T / DK-5TE	4	Adm	3564-A	Std	6,99	36,90	127,80	4	E	45
			Esc	3565-ECB	Std	6,99	37,00	127,55	4	C	45
Boxer / 406 HDI	DW10 TD Diesel 2 Lts	4	Adm	3624-AC	Std	5,98	35,60	107,11	4	A	45
			Esc	3625-EC	Std	5,97	33,80	107,15	4	A	45
106 / 205	TU9K/TU9M/TU9A 1.0 Lts 8 V	4	Adm	4034-A	Std	6,96	34,70	112,90	2	C	30
			Esc	4035-EPN	Std	6,96	27,70	112,60	2	C	45
106 / 205 / 206 / 306 / 307	TU3JP(1.3) TU1JP(1.1) TU5JP (1.5)	4	Adm	3242-A	Std	6,98	36,70	112,80	2	C	30
			Esc	23242-E	Std	6,96	29,30	112,60	2	C	45
205/305/309/405 Expert '96	1.6 / 1.9 Lts XU-5/7/9	4	Adm	3301-A	Std	7,97	41,53	108,80	2	E	45
			Esc	23301-ECB	Std	7,95	34,51	108,20	2	A	45
206	TU3 1.4 Lts - 8 V Flex	4	Adm	3798-A	Std	6,98	36,72	112,76	2	C	45
			Esc	23242-E	Std	6,97	29,30	112,56	2	C	45
206	D4F -1.0 Lts - 16 V - Gasolina	4	Adm	3862-A	Std	5,47	26,00	110,70	4	A	45
			Esc	3863-EB	Std	5,45	22,10	112,50	4	A	45

MODELO	MOTOR	Cil	TIPO	CÓDIGO 3b	SUP. H.	Ø Hast.	Ø Cab.	Comp.	i	T	X
PEUGEOT											
206 / 306 / 405 Partner	Diesel DW 8 1.9 Lts	4	Adm	3304-A	Std	7,97	38,50	112,40	2	C	45
			Esc	3303-EC	Std	7,97	33,00	111,50	2	A	45
206 / 207 / 307	ET 3J4 1.4 Lts. 16 V	4	Adm	4374-A	Std	5,48	28,00	100,75	4	C	45
			Esc	4375-EC	Std	5,47	24,38	101,02	4	C	45
206 / 307	TU5JP4 1.6 Lts 16 V	4	Adm	3616-A	Std	5,97	31,30	103,80	2	C	45
			Esc	3617-E	Std	5,97	24,50	104,40	2	E	45
208 / C3	Motor TU4 - 1.5 Lts.	4	Adm	4210-AX	Std	5,99	37,60	112,40	2	C	45
			Esc	4211-EX	Std	5,98	30,20	112,60	2	C	45
306	Motor TU5JP 1.6 8 V	4	Adm	4010-A	Std	6,97	39,40	111,50	4	C	45
			Esc	4011-ECB	Std	6,97	31,30	111,48	4	C	45
306 XR / XT / Break 405 Sillage / Signature	XU7-JPA 1.8 Lts / 16 V	4	Adm	3540-A	Std	5,97	34,60	106,40	2	E	45
			Esc	3541-EC	Std	5,97	29,60	105,70	2	E	45
306 XSI / Cabriolet 405 I / 605	XU10-J2 / 2C / 2CTE 2.0 Lts / 8 V	4	Adm	3542-A	Std	7,97	42,64	108,80	4	C	45
			Esc	3543-ECB	Std	7,95	34,50	108,40	4	C	45
307 / 406 / 407 / 806 / 807	EW10 - 2.0 Lts 16 V Gasolina - Ano 2000~	4	Adm	3884-A	Std	5,98	33,30	106,18	2	C	45
			Esc	3885-ECB	Std	5,97	29,00	103,66	2	A	45
Peugeot 3008 Mini Cooper	1.6 Lts 16V Motor EP6-DT	4	Adm	4274-A	Std	4,97	28,80	105,75	4	C	45
			Esc	4275-EB	Std	4,96	26,20	110,15	2	C	45
405 / Expert '98 / 806 Partner / Boxer '95	XUD-9 1.9 Lts D	4	Adm	3304-A	Std	7,99	38,50	112,40	2	A	45
			Esc	3303-EC	Std	7,97	33,00	111,50	2	A	45
405 / 406 / 605	XU7-JP4 / XU10 - J47E 16 V	4	Adm	3576-A	Std	6,98	34,60	106,38	4	A	45
			Esc	3577-ECB	Std	6,97	29,60	105,77	4	A	45
	XD-2 (Pick Up 504) Indenor	4	Adm	381-AC	Std	8,49	40,40	116,10	2	A	30
			Esc	1381-EC	Std	8,47	33,40	116,20	2	A	45
	XD-3 / XD 3T (Pick Up 504) Indenor	4	Adm	3241-AC	Std	8,48	42,50	116,00	2	A	45
			Esc	23241-ECP	Std	8,46	35,50	116,20	2	A	45
RENAULT											
Clío Energy	E 7 J 1.4 Lts	4	Adm	3526-A	Std	6,96	37,50	108,00	2	C	30
			Esc	3527-E	Std	6,95	33,60	107,80	2	C	45
Clío II / Scenic / Mégane	K4M 1.6 Lts 16 V	4	Adm	3598-A	Std	5,48	32,70	109,32	2	E	45
			Esc	3599-E	Std	5,47	27,96	107,64	2	A	45
Clío II / Twingo	D4F 1.2 Lts 16 V Gasolina	4	Adm	3862-A	Std	5,47	26,00	110,70	4	A	45
			Esc	3863-EB	Std	5,45	22,10	112,05	4	A	45
Duster / Oroch / Sandero	2.0 Lts 16V F4R		Adm	4964-AN	Std	5,47	34,00	110,60	2	C	45
			Esc	4695-EN	Std	5,97	29,00	119,00	4	C	45
Fuego GTX-GTA R21 TXE / Nevada	2.2 Lts	4	Adm	366-AB	Std	7,84	43,80	111,90	2	C	30
			Esc	1421-EB	Std	7,96	38,50	111,40	2	C	45
Laguna Megane	F3P-F3R 1.8 - 2.0 Lts 8 V	4	Adm	3714-A	Std	7,98	40,00	115,50	2	A	45
			Esc	3715-EB	Std	7,94	32,65	115,40	2	A	45
Laguna Menage	Motor Volvo M7Q 2.0 16 V	4	Adm	3716-AC	Std	6,96	31,00	104,20	4	A	45
			Esc	3717-ECB	Std	6,96	26,90	103,25	4	C	45
Laguna / R 19 Megane	F3P - 1.8 Lts F3R - 2.0 Lts	4	Adm	3452-A	Std	7,98	40,12	107,10	2	C	45
			Esc	3453-EB	Std	7,97	32,63	106,90	2	C	45
Master	Motor 2.2 / 2.5 Lts 16 V - 2.5 Lts - DCI 16 V, Traffic II, Laguna Grandtour, Laguna II Avantime, Escape III, IV	4	Adm	4080-A	Std	5,97	30,70	123,30	4	A	45
			Esc	4081-EPN	Std	5,96	29,50	123,00	4	E	45
Master, Traffic II / Laguna / Laguna Grandtour	2.2 e 2.5 Lts. 16V. / 2.5 Lts. DCI 16V	4	Adm	4080-AN	Std	5,97	30,70	123,30	4	A	45
			Esc	4081-EPN	Std	5,96	29,50	123,00	4	E	45
Master	2.0 / 2.3 Lts 16V DCI / M9R / M9T		Adm	4458-A	Std	5,96	27,70	103,90	4	A	45
			Esc	4459-EB	Std	5,96	26,00	103,90	4	C	45

MODELO	MOTOR	Cil	TIPO	CÓDIGO 3b	SUP. H.	Ø Hast.	Ø Cab.	Comp.	i	T	X
RENAULT											
Menage II / Scenic	F4R - 2.0 Lts 16V - Gasolina	4	Adm	3864-A	Std	5,47	33,45	110,15	2	C	45
			Esc	3865-E	Std	5,44	28,95	108,90	2	A	45
R 9 / R 19 RN Clio	1.6 Lts	4	Adm	3308-AC	Std	6,97	34,08	90,70	3	C	45
			Esc	1363-ECP	Std	6,96	28,88	89,10	3	C	45
R 18 / R 20 / R 25	Diesel Aspirado e Turbinado	4	Adm	3240-A	Std	7,98	40,30	110,50	2	A	45
			Esc	23240-ECP	Std	7,97	33,20	110,50	2	A	45
R 19 / Clio	F7-F7P - 1.8 Lts. 16 V	4	Adm	3626-A	Std	6,98	30,65	107,40	2	E	30
			Esc	3627-EB	Std	6,97	28,63	109,10	2	A	45
Sandero / Logan 1.6 Lts.	K7M 1.6 Lts. 8V	4	Adm	4184-AN	Std	6,96	37,60	108,20	2	C	30
			Esc	4185-EN	Std	6,95	33,60	108,20	2	C	45
Traffic / R 18 Fuego	2.0 Lts	4	Adm	421-A	Std	7,98	43,90	111,90	2	C	30
			Esc	1421-EB	Std	7,96	38,50	111,40	2	C	45
Twingo / Clio 1.0	D7F 1.2 Lts 8 V	4	Adm	3620-A	Std	5,97	32,88	106,77	2	A	30
			Esc	3621-EB	Std	5,96	29,88	106,77	2	A	45
ROVER											
218 - 418 (91~)	1.8 Lts XUD7TE	4	Adm	3302-AC	Std	8,00	38,50	112,40	2	A	45
218 (91~)	1.9 Lts XUD9A		Esc	3303-EC	Std	7,98	33,00	111,85	2	A	45
SCANIA											
BR 116 - Bus / (~89)	D11 B08 / DS11 B03	6	Adm	1374-AC	Std	10,94	54,00	162,50	2	A	30
		8	Esc	1374-EC	Std	10,93	45,00	162,50	2	A	45
LS 111 / LK 111 / LT 111 / B 111 / (~89)	DS11 B05 / DS11 LB24 DS11 L05	6	Adm	1374-AC	Std	10,94	54,00	162,50	2	A	30
			Esc	1374-EC	Std	10,93	45,00	162,50	2	A	45
(~ 89)	DS11 A05-A06-L05-LO05 DS111 M01	6	Adm	1374-ACB 20°	Std	10,94	54,00	162,50	2	A	20
			Esc	1374-EC	Std	10,93	45,00	162,50	2	A	45
(89~)	DN11	6	Adm	23394-ACB	Std	10,94	54,00	162,50	27	A	20
			Esc	23395-ECS	Std	10,93	44,60	162,50	2	A	45
(89~)	DS11 / DSC11 DS14 / DSC14	6	Adm	1374-ACB 20°	Std	10,94	54,00	162,50	2	A	20
			Esc	23395-ECS	Std	10,93	44,60	162,50	2	A	45
Série 4 (desde 96)	DSC 12 / DSI 12 - 12 Lts.	6	Adm	3662-ACB	Std	9,94	44,00	171,40	2	A	20
			Esc	3663-ECB	Std	9,93	41,00	171,50	2	A	45
Série 4 / Euro 5	Série IV DSC 12 y DS 12T. Diesel 4 ranhuras	L6	Adm	4242-AX	Std	9,94	44,00	171,40	5	A	20
			Esc	4243-EX	Std	9,93	41,00	171,50	5	A	45
Série 4 / Euro 5	12.7 Lts 24V DC13 4 ranhuras	L6	Adm	4667-AX	Std	9,94	44,00	171,40	5	C	20
			Esc	4668-EX	Std	9,93	41,00	171,50	5	C	30
Série 4	DS 9 / DSC 9 - 9 Lts Turbo Intercooler	6	Adm	3802-ACB	Std	10,94	51,00	162,50	2	A	20
			Esc	3803-ECS	Std	10,55	44,00	162,50	2	A	45
SEAT											
Alhambra	1.8 Turbo 20v. AJH (98~)	4	Adm	3488-AS	Std	5,96	26,90	105,09	4	C	45
			Esc	3489-ECBS	Std	5,94	29,90	103,90	4	C	45
Alhambra - Altea - Exeo Leon - Toledo		4	Adm	4104-A	Std	5,97	28,10	99,30	4	A	45
			Esc	4105-EB	Std	5,96	26,00	99,10	4	A	45
Alhambra - Córdoba	2.0i Lts ADY (95~)	4	Adm	3486-A	Std	6,98	39,50	91,85	4	C	45
Córdoba - Ibiza	1.6i Lts AEH - AKL (98~)		Esc	3485-EBS	Std	6,97	32,90	91,15	4	C	45
Ibiza / Córdoba	ABS 1.8Lts 2E 2.0 Lts (93~)										
Aroza - Ibiza	1.0 8v. AER (97~)	4	Adm	3512-A	Std	6,96	31,00	94,75	4	C	45
			Esc	3513-EB	Std	6,94	26,00	94,45	4	C	45
Toledo / Ibiza / Córdoba	1.9Lts Diesel 1Y (91~)	4	Adm	3196-A	Std	6,96	35,95	95,55	4	A	45
			Esc	3197-EB	Std	6,95	31,15	95,55	4	A	45

MODELO	MOTOR	Cil	TIPO	CÓDIGO 3b	SUP. H.	Ø Hast.	Ø Cab.	Comp.	i	T	X
SKODA											
Octavia - Superb - Yeti	2.0 Lts. TDI 16 V	4	Adm	4104-A	Std	5,97	28,10	99,30	4	A	45
			Esc	4105-EB	Std	5,96	26,00	99,10	4	A	45
SSANGYONG											
Ssangyong Musso	2.9 Lts. Motor OM602	4	Adm	4142-A	Std	7,96	37,93	106,00	2	E	45
			Esc	4142-EN	Std	8,95	35,00	106,50	2	E	45
SUBARU											
Leone	EA71 1.6 Lts - 1.8 Lts. (76~)	4	Adm	3237-AC	Std	7,95	39,60	108,90	2	C	45
			Esc	23237-EP	Std	7,95	34,60	109,40	2	C	45
Rex / Samber	EK23 500 - 550 cc (77~)	2	Adm	454-AC	Std	6,95	35,00	100,00	9	C	45
			Esc	1454-ECP	Std	6,94	29,97	110,50	9	A	45
600	EK 23	4	Adm	454-AC	Std	6,95	35,00	111,00	9	C	45
			Esc	1454-ECP	Std	6,94	29,97	110,50	9	A	45
SUZUKI											
Carry / Jimny Jimny LJ80 / SJ20 Jimny SJ 30 4x4	F5A 550cc (78~) F8A 800cc (78~) LJ50 550cc (83~)	4	Adm	460-AN	Std	6,97	31,58	110,00	2	C	45
			Esc	1460-EN	Std	6,94	27,63	109,54	2	A	45
Jimny SJ40 Swift Jimny SJ413	F10A 1.0 Lts (83~) G10 1.0 Lts (83~) G13A 1.3 Lts (84~)	3	Adm	3107-AN	Std	6,97	36,00	115,60	2	C	45
			4	Esc	3153-EB	Std	6,94	30,00	114,50	2	E
Swift	G13A 1.3 Lts (89~)	3		Adm	3150-AB	Std	5,48	35,05	84,10	2	C
			Esc	3151-EB	Std	5,45	28,00	83,90	2	E	45
Swift GXi - GTi / Carry Baleno Baleno Escudo Grand Vitara	G13 B 1.3 Lts 8 V - 16 V (87~) SY413 1.3 Lts (94~) SY416 1.6 Lts 16 V (95~) G16A 1.6 Lts (91~) SQ416V 1.6 Lts (97~)	4	Adm	3160-AN	Std	5,45	29,20	92,20	2	E	45
			Esc	3161-EN	Std	5,43	25,00	80,10	2	E	45
TOYOTA											
	3.0 / 3.0 Lts 24V 1MZFE / 3MZFE	V6	Adm	4270-AN	Std	5,48	34,00	95,60	2	C	45
			Esc	4271-EN	Std	5,48	27,30	27,30	2	C	45
Brizzart / Crown Hiace / Hilux Cressida / ToyoAce Crown / Mark II / Hillux	L 2.2 Lts (78~) 2L 2.4 Lts (83~)	4	Adm	1448-AP	Std	8,47	42,50	122,90	4	E	45
			Esc	1448-EP	Std	8,46	35,10	112,90	4	E	45
Camry / Corolla Corona / Sprinter TownAce	1C 1.8 Lts (81-85) 2C 2.0 Lts (81-85)	4	Adm	809-A	Std	7,98	38,60	105,65	2	E	45
			Esc	1809-E	Std	7,97	32,50	105,25	2	E	45
Celica	18RG 2.0 Lts (72~)	4	Adm	1801-A	Std	8,47	45,00	107,00	6	C	45
			Esc	1801-E	Std	8,45	38,50	105,30	6	A	45
Celica / Corona	22R 2.4Lts (87/95)	4	Adm	3231-AN	Std	7,98	45,00	113,40	6	C	45
			Esc	23231-EBN	Std	7,97	37,00	112,40	8	C	45
Corolla	Motor 1ZZ - FE 1.8 Lts. 16 V	4	Adm	3974-AN	Std	5,47	32,00	88,60	2	E	45
			Esc	3975-EN	Std	5,47	27,50	88,60	2	E	45
Corolla Tercel Carina Corona	1A 1.5 Lts (78~) 2A 1.3 Lts (80~) 3A 1.5 Lts (80~) 4A 1.6 Lts (83~)	4	Adm	3226-AN	Std	6,97	35,85	106,95	6	A	45
			Esc	23226-EPN	Std	6,97	31,00	106,75	6	C	45
Corolla Carina	4AF 1.6 Lts (88~) 5A 1.5 Lts (87~)	4	Adm	3532-AN	Std	5,97	30,00	91,50	2	C	45
			Esc	3533-EBN	Std	5,96	24,50	91,90	2	E	45
Corolla GT / Celica	4AG 1.6 Lts (83~)	4	Adm	3530-AN	Std	5,96	30,48	99,50	2	C	45
			Esc	3531-EBN	Std	5,97	25,55	99,70	2	A	45
Corolla Starlet / Tercel	1E 1.0 Lts (84~) 2E 1.3 - 1.5 Lts (84~) (86~)	4	Adm	3294-A	Std	5,96	30,00	92,35	2	C	45
			Esc	3439-EB	Std	5,95	30,90	92,40	2	A	45
Corolla / Hilux Starlet / TownAce Corolla / Starlet TownAce	3K 1.2 Lts (74-77) 4K 1.3 Lts (78~)	4	Adm	449-A	Std	7,97	36,08	99,85	6	C	45
			Esc	1449-EP	Std	7,97	28,95	100,10	6	E	45

MODELO	MOTOR	Cil	TIPO	CÓDIGO 3b	SUP. H.	Ø Hast.	Ø Cab.	Comp.	i	T	X
TOYOTA											
Land Cruiser /F.A. Truck	2F 4.2 Lts (74~)	6	Adm	440-AN	Std	7,97	46,17	124,54	4	C	45
Land Cruiser	3F 4.0 Lts (85~)		Esc	1440-EN	Std	7,98	37,45	125,20	4	C	45
Supra / Cressida	7M-GE 3.0 Lts 24 V (86~)	6	Adm	3492-EN	Std	5,96	32,00	98,20	2	C	45
			Esc	3493-EN	Std	5,96	27,45	98,30	2	E	45
Corolla / RAV-4	D4D - 2.0 Lts. 1CD-FTV	6	Adm	4116-A	Std	5,99	28,00	102,47	2	E	45
			Esc	4117-EN	Std	5,97	24,00	102,00	2	E	45
Corolla 1.6 Lts. 16 V 01/08	3ZZ - FE 1.6 Lts. 16 V 01/08	4	Adm	4234-AN	Std	5,48	31,00	88,70	2	E	45
			Esc	4235-EN	Std	5,47	26,00	88,75	2	E	45
Corolla 1.8 Lts.	2ZR-FE - 1.8 Lts. - 4 Cil. - 16 V	4	Adm	4182-AN	Std	5,48	32,00	109,40	2	C	45
			Esc	4183-EN	Std	5,47	27,50	108,20	2	C	45
Corona	6R 1.6 Lts (70~) 7R 1.7 Lts (68~) 8R 1.8 Lts (68~)	4	Adm	444-A	Std	7,96	43,00	114,00	6	C	45
			Esc	1444-ECP	Std	7,97	34,00	114,25	6	A	45
Corona / Hilux	12R / 12RJ / 12RU 1.6 Lts (77~)	4	Adm	804-AN	Std	7,95	40,00	109,00	2	E	45
			Esc	1804-EPN	Std	7,96	34,00	109,00	2	A	45
Cressida / Corona / Hiace / Celica Cressida	21R 2.0 Lts (78~) 20R 2.2 Lts (75~)	4	Adm	443-AC	Std	7,95	43,00	113,10	6	A	45
			Esc	1443-EC	Std	7,96	36,00	113,50	6	E	45
4 Runner	3VZE 3.0 Lts (88~)	V6	Adm	3490-AN	Std	7,97	42,00	104,60	2	C	45
			Esc	3491-EN	Std	7,97	34,75	104,20	2	C	45
Dyna / Corona	5R 2.0 Lts (79~)	4	Adm	805-A	Std	8,46	43,00	109,50	2	C	45
			Esc	1805-EP	Std	8,45	37,10	110,00	2	C	45
Dyna Coaster / Land Cruiser	B 3.0 Lts (77~) 2B 3.2 Lts (77~)	4	Adm	23209-AP	Std	8,97	45,00	127,90	2	A	45
			Esc	23209-EP	Std	8,96	37,50	127,80	2	A	45
Etios	2NR-FE 1.5 Lts. 16 V	4	Adm	4500-AN	Std	5,48	29,00	88,30	2	E	45
			Esc	4501-EN	Std	5,47	24,40	89,20	2	C	45
Hiace / Hilux	1Y 1.6 Lts / 2Y 1.8 Lts / 3Y 2.0 Lts / 4Y 2.4 Lts	4	Adm	807-A	Std	7,97	40,00	108,24	2	C	45
			Esc	1807-EP	Std	7,97	36,00	108,48	2	C	45
Hilux / Corona / Mark II	12R 1.6 Lts (70-76)	4	Adm	446-A	Std	7,95	40,00	109,00	25	C	45
			Esc	1446-ECP	Std	7,96	34,00	109,00	25	A	45
Hilux Cressida / Corona / Hiace	16R 1.8 Lts (71~) 18R 2.0 Lts (71~)	4	Adm	442-A	Std	7,96	41,00	113,00	6	C	45
			Esc	1442-E	Std	7,95	35,90	113,00	6	A	45
Hilux, Dyna	2L / 3L / 1HZ - 2.4 Lts. (1988~)	4	Adm	3778-AN	Std	7,97	42,40	103,50	2	E	45
			Esc	3779-EBN	Std	7,96	36,10	103,50	2	E	45
Hilux LN 150	3.0 Lts. Motor 5L Diesel - (1998~)	4	Adm	4038-AN	Std	7,97	42,50	104,30	2	E	45
			Esc	4039-EPN	Std	7,96	36,00	104,00	2	E	45
Hilux Land Cruiser / Dyna 150	3.0 Lts. 1KDFTV - 16V. (2005~) 6 Cilindros - Diesel	6	Adm	4016-AN	Std	5,98	32,20	105,45	2	E	45
			Esc	4017-EN	Std	5,97	27,80	105,32	2	E	45
Hilux Land Cruiser / Dyna 150	3.0 Lts. 2KDFTV - 16V. (2005~) 6 Cilindros - Diesel	6	Adm	4018-AN	Std	5,97	30,50	105,55	2	E	45
			Esc	4019-EN	Std	5,96	26,50	105,80	2	E	45
Land Cruiser	F 3.8 Lts (60~)	4	Adm	441-A	Std	7,98	46,00	124,80	6	C	45
			Esc	1441-E	Std	7,97	37,50	125,00	6	C	45
New Hilux	L4, 2.4 / 2.8 Lts. TDI 16 V	4	Adm	4610-AN	Std	5,97	30,50	100,00	2	E	45
			Esc	4611-EN	Std	5,96	29,00	99,45	2	E	45
TOYOTA / KOMATSU											
Autoelev Toyota/ komatsu trava dupla	4P	4	Adm	4138-A	Std	7,97	37,96	103,45	25	C	45
			Esc	4139-E	Std	7,95	29,66	103,53	25	E	45
Autoelev Toyota/ komatsu trava simples	4P	4	Adm	4140-A	Std	7,98	38,00	103,45	6	C	45
			Esc	4141-E	Std	7,97	29,72	103,45	6	C	45

MODELO	MOTOR	Cil	TIPO	CÓDIGO 3b	SUP. H.	Ø Hast.	Ø Cab.	Comp.	i	T	X
VALTRA											
SÉRIE 20	MOTOR 320D / 320DS / 420DR / 420DSR	4	Adm	3918-AC	Std	8,97	48,00	151,57	2	C	35
		6	Esc	3919-ECB	Std	8,93	41,00	152,77	2	C	45
VOLKSWAGEN											
Amarok / Califórnia T5 EOS / Golf Plus / Golf VI Jetta / Tiguan / Transporter / Passat	2.0 Lts. TDI 16 V	4	Adm	4104-A	Std	5,97	28,10	99,30	4	A	45
			Esc	4105-EB	Std	5,96	26,00	99,10	4	A	45
Golf / Bora Jetta / Passat S3 Audi Q7 / A6 / A3	L4 1.8 Lts. / 2.0 Lts. - 16 V L5 2.5 Lts. 20 V	4	Adm	4408-AX	Std	5,98	33,90	104,00	4	C	45
			Esc	4221-ECB	Std	5,96	28,00	101,85	4	A	45
A3 8P / Passat B6 / B7/ Touareg / Golf	V6 3.2/3.6 Lts 24 V L4 3.6 Lts. 16 V	4	Adm	4404-A	Std	5,98	33,20	102,30	4	C	45
			Esc	4405-EX	Std	5,96	30,20	102,30	4	C	45
A3 8P / Passat B6 / B7/ Touareg / Golf	V6 3.2/3.6 Lts 24 V L4 3.6 Lts. 16 V	4	Adm	4406-A	Std	5,98	33,20	136,20	4	C	45
			Esc	4407-EX	Std	5,96	30,20	136,20	4	C	45
Bora/Newbeetle/Jetta /Golf	2.5 Lts - 5 Cil - 20 V	5	Adm	4220-A	Std	5,97	32,50	104,00	4	C	45
			Esc	4221-ECB	Std	5,96	28,00	101,85	4	A	45
Bora / Golf IV New Beetle	2.0i AQY (94~)	4	Adm	3486-A	Std	6,98	39,50	91,85	4	C	45
Golf / Passat	1.6 - 2.0 - AEK ADY (94~)		Esc	3485-EB	Std	6,97	32,90	91,15	4	C	45
New Beetle / Golf IV	2.0i AEG (98~)										
Transporter	2.0 AAC (96~)										
Caminhão Constellation	IHC Navistar L6 - 24V - 7.6 Lts - Maxxforce	6	Adm	4068-AC	Std	7,92	39,72	147,98	2	A	30
			Esc	4069-EX	Std	7,91	36,55	147,60	2	A	45
Eurovan Polo Diesel	1.9 Lts 8V 1MZFE / 3MZFE	4	Adm	3196-A	Std	6,96	35,95	95,55	4	C	45
			Esc	3197-EB	Std	6,95	31,15	95,55	4	C	45
Eurovan	2.4 Lts Diesel	5	Adm	3192-AC	Std	7,96	36,00	95,20	4	C	45
			Esc	3193-EBS	Std	7,95	31,10	95,55	4	C	45
Gol / Parati	AT 1000 - Mi 1.0 Lts - 16 V (~2000)	4	Adm	3508-A	Std	5,97	22,50	98,40	4	C	45
			Esc	3509-E	Std	5,95	20,00	98,10	4	C	45
Gol	AT 1000 - Mi 1.0 Lts - 8 V (1996~)	4	Adm	3512-A	Std	6,96	31,00	94,70	4	C	45
			Esc	3513-EB	Std	6,94	26,00	94,40	4	C	45
Gol / Apollo / Santana / Saveiro / Quantum / Parati / Voyage / Logus	AP 1.8 / 2.0 Lts Carburado	4	Adm	815-AC (~90)	Std	7,96	38,00	98,70	4	E	45
			Adm	3602-A (91~)	Std	8,00	40,00	98,70	4	C	45
			Esc	1815-E	Std	7,95	33,15	98,50	4	E	45
Gol / Passat / Parati / Santana / Saveiro / Voyage	1.5 / 1.6 Lts - (~03/84)	4	Adm	422-A	Std	7,96	33,90	98,70	2	E	45
			Esc	1422-EB	Std	7,94	31,15	98,50	2	E	45
	1.5 / 1.6 Lts - (04/84 à 04/85)	4	Adm	825-A	Std	7,96	34,00	98,70	4	E	45
			Esc	1825-E	Std	7,93	31,17	98,52	4	E	45
	1.5 / 1.6 Lts - (05/85 à 09/86)	4	Adm	815-A	Std	7,96	38,00	98,70	4	E	45
			Esc	1825-E	Std	7,93	31,17	98,52	4	E	45
Gol Power	1.0 Lts - 8 V - RSH	4	Adm	3868-A	Std	5,97	31,00	99,05	4	A	45
			Esc	3869-EB	Std	5,97	26,00	99,05	4	A	45
Gol Power	1.0 Lts - 16 V - RSH	4	Adm	3870-A	Std	5,97	22,05	101,77	4	A	45
			Esc	3871-E	Std	5,97	20,00	101,62	4	A	45
Golf	1.4 Lts. TSI 16 V / VII 1.4 Lts.	4	Adm	4526-A	Std	4,97	28,50	110,25	4	A	45
			Esc	4527-ECB	Std	4,95	25,00	110,10	4	A	30
Golf	1.8 Lts - 8 V - (01/96~)	4	Adm	3484-A	Std	6,98	37,80	91,90	4	C	45
			Esc	3485-EB	Std	6,96	32,90	91,10	4	C	45
Golf / Kombi 1.4	1.6 Lts - 8 V RSH Ano 2001~ Gasolina	4	Adm	3886-A	Std	5,97	34,50	99,25	4	A	45
			Esc	3887-E	Std	5,95	28,00	99,25	4	A	45

MODELO	MOTOR	Cil	TIPO	CÓDIGO 3b	SUP. H.	Ø Hast.	Ø Cab.	Comp.	i	T	X
VOLKSWAGEN											
Golf GTI 2000	Ap 2.0 Tucho Hidráulico (90 à 93)	4	Adm	3310-A	Std	7,95	39,95	90,95	4	E	45
Golf Passat	Golf 1.6 / 1.8 / 2.0 Lts. Tucho Hidráulico		Adm	3238-A	Std	7,96	37,95	91,85	4	A	45
		Esc	23238-E	Std	7,94	33,15	91,20	4	E	45	
Kombi	1.5 / 1.6 Lts Refrig. Ar (~84)	4	Adm	453-A	Std	7,94	35,50	111,60	4	C	45
			Esc	1453-E	Std	7,93	31,90	111,80	4	E	45
Kombi	1.6 Lts Ar (84~)	4	Adm	453-A	Std	7,94	35,50	111,60	4	C	45
			Esc	1305-ECP	Std	8,91	29,90	111,85	4	E	45
Passat / Golf IV / Bora 1.8 Lts 20 V	AGN Turbo e Aspirado	4	Adm	3488-A	Std	5,96	26,90	105,09	4	C	45
Passat 2.8 Lts 30 V	ACK Turbo e Aspirado	V6									
New Beetle 1.8 Lts Turbo 20 V Golf IV 1.8 Lts Turbo 20 V	AGU Turbo e Aspirado	4									
Passat 1.8 Lts 20 V	ANB Turbo e Aspirado										
Sharan 1.8 Lts Turbo 20 V	AJH Turbo e Aspirado										
Passat / Golf IV / Bora 1.8 Lts 20 V	AGN Aspirado										
Passat 2.8 Lts 30 V	ACK Aspirado	V6	Esc	3583-EC*	Std	5,94	29,90	103,09	4	C	45
New Beetle 1.8 Lts Turbo 20 V Golf IV 1.8 Lts Turbo 20 V	AGU Turbinado	4	Esc	3489-EC*	Std	5,94	29,90	103,09	4	C	45
Passat 1.8 Lts 20 V	ANB Turbinado										
Sharan 1.8 Lts Turbo 20 V	AJH Turbinado										
Saveiro / Kombi Gol	Diesel 1.6 Lts										
		Esc	1303-EC	Std	7,93	31,06	104,50	4	A	45	
Saveiro / Parati / Voyage Pointer / Santana / Apollo Gol (Tucho Hidráulico)	AP 1600 / 1800 Inj.	4	Adm	3312-A	Std	7,96	37,95	90,90	4	E	45
	AP 2000 Inj.	4	Adm	3313-A	Std	7,96	39,50	91,85	4	E	45
	AP 1600 / 1800 / 2000 Inj.	4	Esc	23238-E	Std	7,94	33,15	91,20	4	E	45
UP 1.0	Motor CSEA 1.0 Lts. - 3 Cil. 12 V	3	Adm	4520-AN	Std	4,97	29,50	110,20	4	C	45
			Esc	4521-EBN	Std	4,96	27,00	110,20	4	C	45
VW - 34HP AR- 1300 / 1300 DL / L / 1303 LS / Kombi - GOL	1.3 Lts e 1.6 Lts	4	Adm	452-A	Std	7,94	33,00	111,70	4	C	45
			Esc	1452-E	Std	7,91	30,00	111,90	4	E	45
VOLVO											
	11.8 Lts 24V DTI11, DXI11, D11 Md11, EURO 3,4,5,6	6	Adm	4735-ACX	Std	7,96	40,00	191,95	4	A	30
			Esc	4736-ECX	Std	7,95	38,00	191,72	4	C	30
340 - 360 480 ES 440 GL / GLE / GLT 440 / 480 T / 460	B 172 1.7 Lts (85~) B 18 E/F 1.7 Lts (86~) B 18 E/F 1.7 Lts (88~) B 18 E/F 1.8 Lts (90~)	4	Adm	3218-A	Std	7,97	38,20	111,50	2	A	30
			Esc	23218-EBS	Std	7,96	32,85	111,30	2	A	45
244 / 245 / 760 (81-85) 240 / 740 / 940 (85~) 740 / 760 (82~) 940 / 960 (90~)	D 24 2.4 Lts D.	6	Adm	3478-AC	Std	7,96	35,95	104,90	4	A	45
			Esc	1303-ECB	Std	7,94	31,08	104,52	4	A	45
850	AAT 2.4 Lts (96~)	5	Adm	3482-AB	Std	7,96	35,95	96,80	4	C	45
S70 / V70 / S80	D5252T 2.4 Lts (96~)	6	Esc	3483-EB	Std	7,93	31,40	96,80	4	C	45
460 (93~) S40 / V40 (96~)	F 8 Q / 1.9 Lts Diesel	4	Adm	3560-AB	Std	7,97	35,10	111,70	2	C	45
			Esc	3561-EBS	Std	7,96	31,60	111,70	2	C	45

* Verifique se a posição do chaveteiro coincide com o modelo procurado

MODELO	MOTOR	Cil	TIPO	CÓDIGO 3b	SUP. H.	Ø Hast.	Ø Cab.	Comp.	i	T	X
VOLVO											
FH12 - 340 - 380 - 420 (24V 12 Lts)	D12A e D12C	6	Adm	3914-ACB**	Std	7,96	40,00	192,10	2	A	30
	D12D - Cabeça mais grossa		Adm	4092-ACB	Std	7,96	40,00	192,10	2	A	30
	D12A, D12C e D12D		Esc	3915-ECB	Std	7,95	40,00	191,70	2	E	45
FL / Ônibus B7R	D7A / D7B / D7E - Diesel	6	Adm	3888-AC	Std	7,96	43,00	149,70	2	A	30
			Esc	3889-ECB	Std	7,95	39,00	149,70	2	A	45
N / NL 12	D120-F88/89 (70) TD120A-F88/89 (70) TD120C-E-F-G (77) TD121F-G-GA (80) TD120-121 Turbo	6	Adm	582-AC	Std	10,99	54,00	167,20	2	A	30
			Esc	1582-ECB	Std	10,97	49,90	167,20	2	A	45
VOLVO FH 4X2T / 6X2T FMX 6X4R / T / 8X4 R	D13A - 6 Cil. - 24V - 12.8 Lts Turbo com Intercooler Eletrônico - Diesel	6	Adm	4218-AX	Std	7,97	42,00	191,90	4	A	25
			Esc	4219-EX	Std	7,95	40,00	191,60	4	A	40
VOLVO MOTOR D9A 260 / 300 / 340 - 380 500 / 575	LA 9.4 Lts. - L6 - 32 V		Adm	4504-AX	Std	7,97	38,00	192,00	4	E	30
			Esc	4505-EX	Std	7,95	36,00	191,60	4	A	30
N / NL 10	TD122F-FS-Turbo / F12 (88) TD122F-FS-Turbo / FN100 (65) TD100F-G - Turbo B10 M-R-FN10 (81) TMD100E - TurboB/N 10 (84) TD101F-G-GA/TD101 Turbo-F10 (81) TD101FA-FC-FD-TD / B/N 10 (84) TD101F-G-GA/TD101 Turbo-F10 (81) TD101FA-FC-FD-TD 101-Turbo-FL10 (83) TMD10B/N10 (84) / 1K-Turbo TMD102KF-Turbo / B10 R/M (91) TD103 E-ES-Turbo F/FL/FS 10 (91) TMD100D - Turbo / B/N 10 (84)	6	Adm	860-AC	Std	10,99	50,00	167,20	2	A	30
			Esc	1861-ECB	Std	10,97	46,00	167,20	2	A	45
YALE											
YALE Autoelev	Motor HA T3000 - 3.0 Lts. D	4	Adm	4148-A	Std	8,96	45,00	114,46	2	A	45
			Esc	4149-EN	Std	8,95	37,42	114,51	2	A	30
YANMAR											
NS18 / NS18C	NS18 / NS18C	1	Adm	3370-AC	Std	8,95	43,00	125,00	2	A	45
			Esc	3371-EC	Std	8,95	33,40	125,00	2	A	45
NS75 / NS75C	NS75 / NS75C	1	Adm	3372-A	Std	6,95	33,50	106,00	6	A	45
			Esc	3373-E	Std	6,95	27,50	106,00	6	A	45
M-137-D	M-137-D	1	Adm	3376-A	Std	6,31	23,30	75,00	8	A	45
			Esc	3377-EP	Std	6,29	23,30	75,00	8	C	45
NS90 / NS90C	NS90 / NS90C	1	Adm	3364-A	Std	7,96	36,50	113,00	6	A	45
			Esc	3365-E	Std	7,96	30,50	113,00	6	A	45
NS11 / 11C / 11T / BT22 / 22N / 22M / BR33 / 33N / 33M	NS11 / 11C / 11T / BT22 / 22N / 22M / BR33 / 33N / 33M	1 2 3	Adm	3366-A	Std	7,96	38,50	114,00	6	A	45
			Esc	3367-E	Std	7,96	32,50	114,00	6	A	45
YANMAR / KOMATSU											
Autoelev Yanmar / Komatsu	4TNV94 16 V	1	Adm	4126-AN	Std	6,96	32,12	99,00	6	C	45
			Esc	4127-EN	Std	6,96	33,00	102,67	6	C	30

** Não aplicar no motor D12D

MODELO	MOTOR	Cil	TIPO	CÓDIGO 3b	SUP. H.	Ø Hast.	Ø Cab.	Comp.	i	T	X
Válvulas para Motocicletas											
HONDA											
Biz 125 c.c.	HONDA	1	Adm	4066-A	Std	4,98	24,00	72,08	2	C	45
			Esc	4067-ECB	Std	4,96	21,00	71,83	2	C	45
Biz / Dream / Pop	HONDA	1	Adm	1010-A		4,98	23,00	65,95	2	C	45
			Esc	1011-ESN	Std	4,96	20,00	65,40	2	C	45
CB 400 e CB 450	HONDA	2	Adm	1647-AB	Std	5,46	25,90	95,20	2	C	45
			Esc	1647-EB	Std	6,56	32,10	100,32	2	C	45
CBX 150 Aero e NX 150	HONDA	1	Adm	1001-AC	Std	5,45	31,45	89,10	2	C	45
			Esc	1002-ECB	Std	5,43	27,00	88,85	2	C	45
CBX 200 e NX 150	HONDA	1	Adm	3836-AN	Std	5,46	31,50	89,75	2	C	45
			Esc	3837-EN	Std	5,44	27,00	89,20	2	C	45
CG Titan e CG XLR 125	HONDA	1	Adm	3416-AC	Std	5,45	30,00	93,00	2	C	45
			Esc	23417-ECB	Std	5,43	25,00	92,30	2	C	45
CG Titan Modelo KS 2003 150 cc.	HONDA	1	Adm	3904-AC	Std	4,98	30,00	83,40	2	C	45
			Esc	3905-ECB	Std	4,96	26,00	83,60	2	C	45
CG 125 e ML 12	HONDA	1	Adm	23293-AP	Std	5,45	29,20	93,50	2	C	45
			Esc	23293-EP	Std	5,43	24,30	92,65	2	C	45
G 50	HONDA	1	Adm	3570-AN	Std	4,98	19,00	69,00	2	C	45
			Esc	3571-ESN	Std	4,96	16,10	68,65	2	C	45
ST70K / C90 / C90ZC ST 70 K	HONDA	1	Adm	1007-A	Std	5,45	23,00	66,15	8	C	45
			Esc	1008-ESN	Std	5,43	20,00	65,35	8	C	45
			Esc	1009-ESN	Std	5,43	20,00	65,45	8	C	45
Titan (2004 / 2005)	HONDA	1	Adm	3838-AN	Std	4,97	29,00	93,50	2	C	45
			Esc	3839-EN	Std	4,96	25,00	92,30	2	C	45
Twister 250 cc.	HONDA	1	Adm	3952-AN	Std	4,98	28,00	83,60	2	C	45
			Esc	3953-EBN	Std	4,96	23,50	83,30	2	C	45
Turuna / XL 125 / 125 ML	HONDA	1	Adm	3408-AC	Std	5,45	30,00	92,15	2	C	45
			Esc	23409-ECB	Std	5,43	25,00	91,45	2	C	45
XL 250 R	HONDA	1	Adm	3406-AN	Std	5,48	28,00	87,50	2	C	45
			Esc	23407-EBN	Std	5,47	25,50	87,40	2	C	45
XLX 250	HONDA	1	Adm	3410-AN	Std	5,48	29,00	105,00	2	C	45
			Esc	23411-EBN	Std	5,47	26,00	103,80	2	C	45
XLX 350 e NX 350	HONDA	1	Adm	3418-AC	Std	5,48	32,00	103,35	2	C	45
			Esc	23419-ECB	Std	5,47	29,00	101,80	2	C	45
XR 100 / CM 200 / CB 250	HONDA	4	Adm	3840-AN	Std	5,46	24,50	79,10	2	C	45
			Esc	3841-EN	Std	5,45	20,50	78,75	2	C	45
XR 600 / NX 650 / XR 650	HONDA	4	Adm	1003-ASN	Std	6,58	36,00	105,65	2	C	45
			Esc	1004-ESN	Std	6,56	30,95	104,20	2	C	45
XR 250	HONDA	1	Adm	1005-ASN	Std	5,48	28,50	96,65	2	C	45
			Esc	1006-ESN	Std	5,47	23,50	96,00	2	C	45
XR / CBF 125 c.c.	HONDA		Adm	4542-AN	Std	4,98	27,00	83,50	2	C	45
			Esc	4543-EBN	Std	4,96	23,00	82,50	2	C	45
KAWASAKI											
KZ 1000	KAWASAKI	4	Adm	1652-ACS	Std	6,97	37,50	91,80	2	C	45
			Esc	1652-ECS	Std	6,96	31,00	90,30	2	C	45
650 cc.	KAWASAKI	4	Adm	651-A	Std	6,96	33,00	92,80	2	C	45
			Esc	1651-ES	Std	6,96	28,00	92,30	2	C	45
SUZUKI											
DR 350	SUZUKI	1	Adm	1201-AN	Std	4,98	30,50	93,00	2	C	45
			Esc	1202-ESN	Std	4,96	27,00	92,60	2	C	45
GS XR 750	SUZUKI	4	Adm	1645-ACS	Std	4,96	30,00	88,20	2	C	45
			Esc	1645-ECS	Std	4,96	25,00	87,70	2	C	45
GS XR 1100	SUZUKI	4	Adm	1646-ACS	Std	4,96	33,00	88,20	2	C	45
			Esc	1646-ECS	Std	4,96	26,00	87,70	2	C	45
YAMAHA											
YBR 125 cc.	YAMAHA	1	Adm	3950-AN	Std	4,98	26,00	64,30	2	C	45
			Esc	3951-ESN	Std	4,96	22,00	63,50	2	C	45

TABELA DE CONVERSÕES

3B / ORIGINAL / EATON / TRW

# 3B	ORIGINAL	# Eaton	# T R W	MONTADORA
1001-AC	14711-KW1-9000-R	VS 4996	VX 2009-A	Honda Motocicletas
1002-ECB	14721-KW1-9000-R	VS 4997	VX 2018-A	Honda Motocicletas
1138-E	3724778 / 373122	VS 1201	VX 0219-AB	G.M.
1138-E+15	7323108 / 3995603	VS 1481	VX 0239-AA	G.M.
1138-E+3	3732758	VS 1335	VX 0238-AA	G.M.
1138-E+30	94625722	VS 1482	VX 0240-AA	G.M.
1175-EC	5973128	VS 2691	VX 2400-AA	Fiat
1225-ECP	321.053.07.05	VS 0509	VX 0127-AA	Mercedes-Benz
1226-ECB	3520531505	VS 1178	VX 0282-AB	Mercedes-Benz
1229-ECP	346.053.00.05	VS 1158	VX 0384-AA	Mercedes-Benz
1249-ECP	31431851 / 2236147	VS 1161	VX 0604-AA	Perkins / Maxion
1249-ECP+10	70910010-C	VS 1645		Perkins / Maxion
1249-ECP+15	70910010-A / 31431853	VS 1487	VX 0890-AA	Perkins / Maxion
1249-ECP+30	70910010-B	VS 1488		Perkins / Maxion
1251-EPMF	0910041 / 0910073	VS 0457	VX 0087-A	Perkins / Maxion
1286-ECB	4683026	VS 1353	VX 0523-AA	Fiat - Iveco
1291-ECP	D6FE-6505-AA	VS 1348		Ford
1291-ECP	D4FZ-6505A	VS 1348	VX 0601-AA	Ford
1291-ECP+3				Ford
1291-ECP+15	D6FE-6505-CA	VS 1349	VX-0601AA	Ford
1303-ECB	068.109.611.1/C	VS 1359	VX 1209-AA	Volkswagen
1305-ECP	43109611	VS 1317	VX 0785-AB	Volkswagen
1326-E	78MU-6505-A/B	VS 1204	VX 0757-AA	Ford
1329-E	D6NN-6505-A	VS 1117	VX 0766-AA	Ford Truck
1329-E+15	D6NN-6505-C	VS 1120		Ford Truck
1329-E+3	D6NN-6505-B	VS 1119	VX 0767-AA	Ford Truck
1330-ECP	3849818		VX 2469-AS	G.M.
1332-ECP	94621105/1043	VS 1302	VX 0365-AC	G.M.
1332-ECP012		VS 1363		G.M.
1332-ECP+3		VS 1339	VX 0392-AA	G.M.
1332-ECP006		VS 1338	VX 0393-AA	G.M.
1344-FCP	90136620/6621	VS 1658	VX 1221-AA	G.M.
135-A	3695455/3758810	VS 0040	VX 0013-AA	G.M.
1363-FCP	7702220672			Renault
1367-EC	88DR-6505A			Ford
1374-AC	272804 / 273804	VS 1371	VX 0680-AA	Scania
1374-ACB 20 °	294674 / 352211	VS 4452	VX 1784-AA	Scania
1374-FC	232018	VS 1367	VX 0616-AA	Scania
137-A	2638552	VS 1202	VX 0220-AB	G.M.
137-A+15	3786361 / 3995685	VS 0866	VX 0222-AA	G.M.
137-A+3	2787538 / 3786360	VS 0865	VX 0221-AA	G.M.
137-A+30		VS 0867		G.M.
1380-EC	4340119 / 4412822	VS 0993	VX 1628-AA	Fiat
1381-EC	94917			Peugeot
1383-FC	5973129	VS 2557	VX 2221-AA	Fiat
1384-E	4183270 / 2101-1007012			Lada
1420-FB		VS 4305		Cummins
1420-FBS	123659 / 145701	VS 0985	VX 0370-AA	Cummins
1421-FB	7700644709	VS 5853		Renault
1422-FB	056.109611-A/C	VS 0980	VX 0429-AA	Volkswagen
1452-F	040.109.612.2	VS 0850	VX 0201-AA	Volkswagen
1453-F	311.109.612	VS 1167	VX 0366-AD	Volkswagen
1455-ECP	13715-87701	VS 5863		Asia / Daihatsu
1496-FB	514572 / 5125917 / 519606			Detroit
1498-ACP	31431723 / 70910011	VS 1423	VX 0440-AA	Perkins / Maxion
1498-FCP	31431384 / 70910012	VS 1424	VX 0441-AA	Perkins / Maxion
1499-ECP	31431752 / 31431851	VS 1159	VX 0603-AC	Perkins / Maxion
1565-ECB	930.804.600.024	VS 1135	VX 0305-AA	MWM
1569-APS	1N-4885 / 1P-0407	VS 2319		Caterpillar
1569-EPS	8N3725 / 1P2629	VS 1612	VX 2991-AS	Caterpillar
1571-ABS	8H1993	VS 0459		Caterpillar
1571-EBS	8H1994	VS 0460		Caterpillar
1573-ABS	7S8809	VS 1303	VX 0397-AC	Caterpillar
1573-EBS	8N0875	VS1406	VX 1737-AA	Caterpillar
1582-ECB	468303	VS 4939	VX 1455-AC	Volvo
1595-EB	5195167			Detroit
1647-AB	14711-413-000	VS 5006		Honda Motocicletas
1647-EB	14721-413-000	VS 5007		Honda Motocicletas
1814-ECP	84AU-6505A	VS 2465	VX 1319-AA	Ford
1815-EB	035.109611-F	VS 1696	VX 1472-AA	Volkswagen
1824-ECB	616050.00.27	VS 5874		Mercedes-Benz
1825-E	049.109.611.F	VS 1357	VX 1203-AA	Volkswagen
1826-AC	7547400	VS 2873	VX 2047-AB	Fiat
1826-ECB	7597080	VS 2874	VX 2392-AA	Fiat
1829-EPN	F801-12-121			Mazda
1839-ACB	4220500226	VS 2520	VX 2387-AA	Mercedes-Benz
1839-ECB	4220500227	VS 4362	VX 2600-AA	Mercedes-Benz
1843-ECP	3550530005	VS 1137	VX 0847-AA	Mercedes-Benz
1861-ECB	467855	VS 4937	VX 1085-AB	Volvo

# 3B	ORIGINAL	# Eaton	# T R W	MONTADORA
21226-ECB	3660500027	VS 2091	VX 2391-AA	Mercedes-Benz
224-AC	321.053.08.01	VS 0800	VX 0136-AB	Mercedes-Benz
226-AC	3520530101	VS 1177	VX0246-AE	Mercedes-Benz
229-AC	3460530001	VS 1157	VX 0383-AA	Mercedes-Benz
23029-ACB	E5HN-6507-AA	VS 2364		Ford
23029-ACB+3	E5HN-6507-BB	VS 2365		Ford
23029-ECB	E5HN-6505-AA	VS 2361		Ford
23029-ECB+3	E5HN-6505-BA	VS 2362		Ford
23108-ECPS	90106797	VS 1411	VX 1012-AA	G.M.
23109-EC	90323756	VS 1984	VX 2059-AA	G.M. / Daewoo
23141-EC	90410816	VS 5094	VX 2274-AA	G.M.
23210-EB	7N-0573	VS 2400		Caterpillar
23210-EBS	6N-9916	VS 2402		Caterpillar
23218-EBS	7700713790			Volvo
23229-ABS	115-2368 / 1W-3859	VS 2399		Caterpillar
23229-EBS	115-2367 / W-3860	VS 1714		Caterpillar
23234-EC	7633752 / 46470638	VS 5080	VX 2029-AA	Fiat
23238-EB	026.109.611.A	VS 2844	VX 1813-AA	Volkswagen
23240-ECP	7700663546	VS 5887		Renault
23241-ECP	0949.50			Peugeot
23242-EP	0949.59 / 97531044	VS 5819		G.M. / Peugeot
23260-ECB	3660500227	VS 2535	VX 2389-AA	Mercedes-Benz
23293-AP	147721383000	VS 4917	VX 0786-AA	Honda Motocicletas
23293-EP	147711383000	VS 4919	VX 0787-AA	Honda Motocicletas
23301-ECB	0949.57	VS 5838		G.M. / Peugeot
23345-ECBS	70910054	VS 4892		G.M. / Mercedes / Perkins
23394-ACB	324673 / 352212	VS 4905	VX 1316 AA VX 1785 AA	Scania
23395-ECSS	1100997 / 1397521	VS 4906	VX 2019-AA	Scania
23407-EBN	14721-471-000	VS 5001		Honda Motocicletas
23409-ECSS	14721-437-0000-BR	VS 5012	VX 0990-AA	Honda Motocicletas
23411-EBN	14721-KG0-980	VS 5003		Honda Motocicletas
23417-ECBS	14721-KYO-8901-R	VS 4995	VX 2325-AA	Honda Motocicletas
23419-ECB	14721-KF0-000	VS 5005		Honda Motocicletas
23423-ECB	9.610.0.460.002.4	VS 2824	VX 2124-AA	MWM
247-A	31431281	VS 0620	VX 0092-AB	Perkins / Maxion
247-A C/P	70910001/4	VS 0887	VX 0256-AA	Perkins / Maxion
248-E	910002	VS 0618	VX 0091-AA	Perkins / Maxion
248-E C/P	70910002	VS 0886	VX 0257-AA	Perkins / Maxion
249-AC	31431315	VS 1160	VX 0602-AA	Perkins / Maxion
249-AC+10		VS 1644		Perkins / Maxion
249-AC+15		VS 1485		Perkins / Maxion
250-AMF	0910030 / 0910069	VS 0754	VX 0090-AA	Perkins / Maxion
286-AC	4683025	VS 1352	VX 0522-AA	Fiat - Iveco
291-AC	E8ZZ - 6507A	VS 1350	VX 0600-AA	Ford
291-AC +3				Ford
291-AC+15	D6EE-6507CA	VS 1351	VX 0608-AA	Ford
297-AC	71302882 / 71304138	VS 1056	VX 0367-AA	Dodge - Chrysler
3036-A	84AV-6507-A	VS 2489	VX 1320-AA	Ford
3037-EP	84AV-6505-A	VS 2465	VX 1319-AA	Ford
3038-A	59112	VS 1205	VX 0250-AA	Ford
303-AC	068.109.601C	VS 1358	VX 1210-AA	Volkswagen
3042-AC	F0TZ-6507-A	VS 5876		Ford
3043-ECP	F0TZ-6505-A	VS 5872		Ford
3044-AC	E2TN-6507AA	VS 1498		Ford
3044-AC+3		VS 1499		Ford
3045-ECP	E2TN-6505AB	VS 1660	VX 2034-AA	Ford
3052-AC	89BM-6507AA	VS 4763	VX 4008-AA	Ford
3053-ECB	89BM-6505CA	VS 4764	VX 4010-AA	Ford
3054-AC	89BM-6507BA	VS 4765	VX 4009-AA	Ford
3062-AC	XS6E-6507AA	VS 4984	V7 6175-AO	Ford
3063-ECB	XS6E-6505AB	VS 5126	V7 6176-AO	Ford
3064-AC	97MM-6507B2B	VS 5833	VX 4006-AA	Ford
3065-EN	XS6E-6505B2A	VS 5834	VX 4007-AA	Ford
3066-AC	928M-6507F2A	VS 5294	105-35551	Ford
3067-EC	948M-6505D2A	VS 5295	105-35552	Ford
3068-AC	F5RZ-6507A	VS 5811		Ford
3069-ECB	948M-6505F2A	VS 5295		Ford
3073-ECB				Ford
3074-AC				Ford
3082-AC	928M-6507C1C2A	VS 5890	18329	Ford
3083-ECB	948M-6505A2A	VS 5884	105-35514	Ford
3090-AC	1012749			Ford
3091-ECB	1012747			Ford
3092-AC	X566-6507-BA	VS 4985	V7 4469-AO	Ford
3093-EC	X56E-6505-BB	VS 5127	V7 4470-AO	Ford
3094-AC	157Z-6507-AA	VS 5857		Ford
3095-EC	157Z-6505-AA	VS 5862		Ford
3108-AC	90106792	VS 1407	VX 1011-AA	G.M.

# 3B	ORIGINAL	# Eaton	# T R W	MONTADORA
3109-AC	90220119	VS 1980	VX 1699-AA	G.M.
3110-AC	52285384	VS 1981 / VS2473	VX 1704-AA	G.M.
3136-AC	90323518	VS 4261	VX 2332-AA	G.M.
3137-ECB	90323523	VS 4262	VX 2333-AA	G.M.
3138-AC	90412712	VS 4901	VX 2463-AA	G.M.
3139-EC	90412974	VS 4902	VX 2925-AA	G.M.
3140-AC	90412277	VS 5095	VX 2909-AA	G.M.
3146-AC	90215492	VS 4899	VX 2331-AA	G.M. / Daewoo
3147-ECB	90324412	VS 4900	VX 2334-AA	G.M. / Daewoo
3158-AC	641317			G.M.
3159-ECB	641015			G.M.
3160-EN	12911-71C00			Suzuki
3161-EN	12915-71C00			Suzuki
3163-ECP	10168594 / 12550909			G.M.
3192-AC	069.109.601F			Volkswagen
3193-EBS	068.109.611L		39116	Volkswagen
3196-A	028109601B			Volkswagen
3197-EB	028109611E			Volkswagen
3210-A	7N-0572	VS 2401		Caterpillar
3210-AS	6N-9915	VS 2431		Caterpillar
3234-AC	7633751 / 46470637	VS 4897	VX 2028-AA	Fiat
3238-A	035.109.601 J/K	VS 2690		Volkswagen
3240-A	7700663545	VS 5891		Renault
3241-AC	0948.49			Peugeot
3242-A	0948.58	VS 5852	537841	G.M. / Peugeot
326-A	78MU-6507A	VS-1132	VX-0756AA	Ford
3260-ACB	3660500326	VS 1814	VX 2388-AA	Mercedes-Benz
3260-ACB 20°	3.660.501.226	VS 2770	VX 2811-AA	Mercedes-Benz
3262-AC	3.450.500.026	VS 1129	VX 1565-AA	Mercedes-Benz
3263-ECB	3.450.500.127	VS 1128	VX 1566-AA	Mercedes-Benz
3272-A	800558	VS 0016	VX 0023-AA	AMC
3272-E		VS 0026	VX 0024-AA	AMC
3273-E	B27220	VS 0770	VX 0088-AA	AMC
3296-AN	0636-12-111	VS 5904		Asia / Mazda
3297-EBN	0527-12-121	VS 5908		Asia / Mazda
3298-AN	0K710-12-111	VS 5284		Kia / Mazda
3299-EN	0K710-12-121	VS 5285		Kia / Mazda
329-A	C5NE-6507A	VS 1118	VX 0762-AA	Ford Truck
329-A+15		VS 1122		Ford Truck
329-A+3		VS 1121		Ford Truck
3301-A	0948.56	VS 5849	537853	G.M. / Peugeot
3303-EC	93510773		537747	G.M. / Peugeot / Renault
3304-A	0948.94			G.M. / Peugeot
3308-AC	7702220679	VS 5875		Renault
3310-A	035.109.601.G	VS 2619		Volkswagen
3312-A	035.109.601.G	VS 4762	VX 1812-AB	Volkswagen
3320-AC	048.109.601.A	VS 4349	VX 2297-AA	Volkswagen
3321-ECB	7722907	VS 4530	VX 2607-AA	Fiat
3324-AC	7574742	VS 4531	VX 2608-AA	Fiat
3325-ECB	500300570			Fiat - Iveco
3326-A	500300595			Fiat - Iveco
3327-E	7006.006.005.00.3	VS 5886	VX 0387-AA	Agrale
332-AC	7006.006.006.00.1	VS 5878	VX 0388-AA	Agrale
332-AC+3	94621104/1038	VS 1299	VX 1550-AA	G.M.
332-AC006				G.M.
332-AC012		VS 1337	VX 0380-AA	G.M.
3330-A		VS 1362		G.M.
3331-E	9.222.0.460.002.4	VS 0757	VX 0210-AA	MWM
3334-AC	8933003860	VS 4505		Dodge - Chrysler
3335-ECP	3802275	VS 4309		Cummins
3342-AC	3802085	VS 4308		Cummins
3343-ECB	70910025	VS 2831	VX 2299-AA	Perkins / Maxion
3344-ACB	70910019		VX 1781-AA	Perkins / Maxion
3364-A	70910053	VS 4893		G.M. / Mercedes / Perkins
3365-E	NS90-11-100		VX0632AA	YANMAR
3366-A	NS90-11-110		VX0633AA	YANMAR
3367-E	NS11-11-100			YANMAR
3370-AC	NS11-11-110			YANMAR
3371-EC	NS18-11-100			YANMAR
3372-A	NS18-11-110			YANMAR
3373-E	NS75-11-100			YANMAR
3376-A	NS75-11-110			YANMAR
3377-EP	D625-60-003			YANMAR
3388-ACB	D625-70-003			YANMAR
3389-ECB	70910039	VS 4266	VX 2732-AA	Perkins / Maxion
3390-AC	70910027	VS 2833	VX 2731-AA	Perkins / Maxion
3391-ECB	622804603014	VS 2696	VX 0692-AA	MWM
3392-AC	9.229.0.460.003.4	VS 2695	VX 1975-AA	MWM
3393-ECB	70910017	VS 2815	VX 1912-AA	Perkins / Maxion

# 3B	ORIGINAL	# Eaton	# T R W	MONTADORA
3406-AN	70910018	VS 2816	VX 1913-AA	Perkins / Maxion
3408-AC	14711-428-000	VS 5000		Honda Motocicletas
3410-AN	14711-397-630	VS4918	VX 1473-AA	Honda Motocicletas
3416-AC	14711-KGO-000	VS 5002		Honda Motocicletas
3418-AC	14711-KYO-8901-R	VS 4994	VX 2324-AA	Honda Motocicletas
3422-AC	7701469369			Renault
3426-AC	9.610.0.460.003.4	VS 2825	VX 2123-AA	MWM
3427-ECB	22211-33000			Hyundai / Mitsubish
3432-A	1738220		11613	BMW
3433-EBN	14711-PM3-000	VS 5892		Honda
3448-A	14721-PM3-000	VS 5883		Honda
3445-ECB	8929596 / 23501577			Detroit
3446-AC	8929589 / 23501576			Detroit
3449-ECBS	1134 1708895		11104	BMW
344-AC	1134 1708896		11129	BMW
3458-AN	14711-PT3-A00			Honda
3459-EBN	14715-PT3-0A0			Honda
3464-AN	MD-159502			Mitsubish
3465-EBN	MD-197097			Mitsubish
3466-AC	3920867	VS 4307		Cummins
3467-ECB	3920868	VS 4306		Cummins
3470-AC	4648615			Dodge - Chrysler
3471-ECP	4648613			Dodge - Chrysler
3484-A	048.109.601.E	VS 4510	VX 2923-AA	Volkswagen
3485-EBS	048.109.611.B	VS 4511	VX 2976-AA	Audi - Volkswagen
3486-A	078.109.601.B	VS 4546	VX 2975-AA	Audi - Volkswagen
3488-AS	058.109.601C	VS 5807	33413	Audi - Volkswagen
3489-EC	058.109.611E	T-33394		Audi - Volkswagen
3498- AC	3417778			Cummins
3499-ECBS	3606856 / 3884005			Cummins
3500-AC	4667124 / 4667807 / 4667969			Dodge - Chrysler
3501-ECP	4667972			Dodge - Chrysler
3508-A	036.109.601.R	VS 5223	VX 2875-AA	Volkswagen
3509-EB	036.109.611.J	VS 5224	VX 2989-AA	Volkswagen
3510-ACB	7301820	VS 5806	VX 4011-AA	Fiat - Iveco
3511-ECB	7301821	VS 5867	VX 4012-AA	Fiat - Iveco
3512-A	030.109.601-AC	VS 4934	VX 2930-AA	Seat
3513-EB	030.109.611.N	VS 4856	VX 2931-AA	Seat
3514-AC	46413806	VS 5155	VX 4004-AA	Fiat
3515-EC	46413807	VS 5291	VX 4005-AA	Fiat
3516-AC	722908		11359	BMW
3517-ECB	722909 / 726903		11360	BMW
3524-A	53006723			Dodge - Chrysler
3525-ECP	53006724			Dodge - Chrysler
3526-A	77014065088			Renault
3527-E	7701465090			Renault
3535-ECP				Dodge - Chrysler
3540-A	0948.92	VS 5817		Peugeot
3541-ECB	0949.92	VS 5814		Peugeot
3542-A	0948.66	VS 5882		Peugeot
3543-ECB	0946.66	VS 5841		Peugeot
3548-APN	0N01-12-111	VS 5281		Kia / Mazda
3549-EBN	0N01-12-121	VS 5282		Kia / Mazda
3558-AC	46553048	VS 5087		Fiat
3559-ECB	46553049	VS 5088		Fiat
3576-A	0948.61			Peugeot
3577-ECB	0949.62			Peugeot
3578-AC	93248325	VS 5794	VX 2996-AA	G.M.
3579-EC	93248326	VS 5793	VX 2997-AA	G.M.
3580-AN	ME-200050	VS 5829		Mitsubish
3581-EBN	ME-200051	VS 5828		Mitsubish
3583-EC	058.109.611M		33438	Audi - VW
3586-ACB	98468338	VS 5835	VX 4013-AA	Fiat - Iveco
3587-ECB	98418161	VS 5801	VX 4015-AA	Fiat - Iveco
3594-AN	MD-083657	VS 5910		Mitsubish
3595-EPN	MD-083659	VS 5877		Mitsubish
3598-A	8200059409	VS 5895	VX 3101-AA	Renault
3599-EB	8200059409	VS 5894	VX 3102-AA	Renault
3600-AC	60812982	VS 5823	VX 4000-AA	Fiat
3601-ECB	60812981	VS 5825	VX 4001-AA	Fiat
3602-A	026.109.601.D	VS 2639	VX 1947-AA	Volkswagen
3616-A	0948.A9	VS 5803		G.M. / Peugeot
3617-ECBS	0949.A8	VS 5797		G.M. / Peugeot
3618-AC	R-98062			John Deere
3619-ECB	R-90692	VS 5815		John Deere
3620-A	7700862479			Renault
3621-EB	7700862480	VS 5804		Renault
3624-AC	0948.95			Peugeot
3625-ECB	0949.96			Peugeot

# 3B	ORIGINAL	# Eaton	# T R W	MONTADORA
3626-A	7701465172		517609	Renault
3627-EB	7700747324			Renault
3658-AN	611.053.01.01	VS-5831		Mercedes-Benz
3659-EN	611.050.01.27	VS 5900		Mercedes-Benz
3662-ACB	1333230	VS 5609	VX 2750-AA	Scania
3663-ECBS	1328537	VS 5610	VX 2751-AA	Scania
366-AB	7702086415			Renault
367-AC	88DR-6507A			Ford
3688-AN	14711-PT2-000			Honda
3689-ECB	14721-PT2-000			Honda
3693-E	4420160391	VS 5611		Mercedes-Benz
3698-A	9610-1206301	VS 748		Fiat-Iveco
3699-E	9625-12015	VS 15		Fiat-Iveco
3714-A	7701468960			Renault
3715-EB	7701466607			Renault
3716-AC	7438610007			Renault
3717-ECB	7438610008			Renault
3720-AN	22211-42200	VS 5865		Hyundai/Mitsubish
3721-EBN	22212-42200	VS 5870		Hyundai/Mitsubish
3726-AC	4663899			Dodge - Chrysler
3727-EC	4663902			Dodge - Chrysler
3736-AC	608 111 53	VS 5808	VX 4002-AA	Fiat
3737-ECB	608 111 54	VS 5805	VX 4003-AA	Fiat
3738-AN	22211-22003	VS 5893		Hyundai
3739-EN	22212-22011			Hyundai
3770-AN	1660530101			Mercedes-Benz
3771-ESN	1660500327			Nissan
3772-APN	1320231N01 / 13202G2403			Nissan
3773-EPN	1660500327			G.M.
3774-AC	642758	VS 5847	29185	G.M.
3775-ECB	642858	VS 5844	29186	Toyota
3778-AN	13711-17010	VS 5845		Toyota
3779-EBN	13715-17010	VS 5832		Scania
378-AC	272803	VS 1370	VX 0679-AA	G.M.
3790-APN	97225507			G.M.
3791-EPN	97225508			Daewoo
3794-AN	12911-78B00-000			Daewoo
3795-EN	12915-78B00-000			Hyundai
3796-AN	21211-02500			Hyundai
3797-EN	21212-02500			Peugeot
3798-AS	0948.58	VS 5822		Fiat
3800-AC	465530460	VS 5085	VX 3128-AA	Fiat
3801-EC	465530470	VS 5086	VX 3129-AA	Scania
3802-ACB	1319081	VS 5612		Scania
3803-ECS	1360833	VS 5613		G.M.
3806-AC	12575793 / 12622329 / 90537240			G.M.
3807-ECB	12596034 / 12615936 / 641373			Mazda
3812-AN	L2-FS0512122			Mazda
3813-EN	L2-FS0512121			Ford
3814-AC	XS7E-6507-N2A	VS 5830		Ford
3815-EC	XS7E-6505-N2A	VS 5826		Kia
3826-AN	OK65D-12-111	VS 5296		Kia
3827-EBN	OK63C-12-121	VS 5297		Kia
3828-AN	OK75D-12-111	VS 5296		Honda Motocicletas
3836-AN	14711-KBB-900		VX3260-AA	Honda Motocicletas
3837-EN	14721-KBB-900		VX3261-AA	Honda Motocicletas
3838-AN	14711-KGA-B00		VX3207-AA	Honda Motocicletas
3839-EN	14721-KGA-B00		VX3208-AA	Honda Motocicletas
3840-AN	14711-KCI-000			Honda Motocicletas
3841-EN	14721-KC-920			Mercedes-Benz
3846-ACB	A9060500326	VS 5614	VX 3004-AB	Mercedes-Benz
3847-ECB	A9060500327	VS 5615		Caterpillar
3848-AP	133-7029			Caterpillar
3849-ECP	7E-9578			Honda
3854-AN	14711-P08-000	VS 5903		Honda
3855-EBN	14721-P08-000	VS 5841		Mercedes-Benz
3856-AC	457.053.00.01	VS 5037	VX 2910-AD	Mercedes-Benz
3857-ECB	541.050.02.27	VS 5225	VX 2951-AB	Ford
3858-ACB	70910066	VS 5475		Ford
3859-EC	70910067	VS 5416		Renault
3862-A	7701472986	VS 5802		Renault
3863-EB	7701473004	VS 5799		Renault
3864-A	7701474287	VS 5796		Renault
3865-EB	7701474286	VS 5798		Caterpillar
3866-ABS	7M-7817			Caterpillar
3867-EBS	8N-3723			Volkswagen
3868-A	030 109 601 AP	VS 5453	VX 3093-AA	Volkswagen
3869-EB	030 109 611 AE	VS 5306	VX 3094-AA	Volkswagen
3870-A	036 109 601 AE		VX 3090-AA	Volkswagen

# 3B	ORIGINAL	# Eaton	# T R W	MONTADORA
3871-EB	036 109 611 T			Volkswagen
3874-EC	9060160791	VS 5616	VX 3091-AA	Mercedes-Benz
3875-EC	5410160791	VS 5617		Mercedes-Benz
3884-A	0948-99	VS 5810		Peugeot / Citroen
3885-EB	0949-99	VS 5809		Peugeot / Citroen
3886-A	032 109 601 M	VS 5305		Volkswagen
3887-EB	032 109 611 L	VS 5115		Volkswagen
3888-AC	3978768	VS 5607		Volkswagen
3889-ECB	3978766	VS 5608		Volkswagen
380-AC	4340118	VS 0992	VX 0514-AB	Fiat
381-AC	0948-37			Peugeot
383-AC	4239917-4460697	VS 2556	VX 2220-AA	Fiat
384-A	2101-1007010			Lada
3896-AN		VS 5816		Hyundai/Mitsubish
3897-EN	22212-42520	VS 5812		Hyundai/Mitsubish
3904-AC	14711-KRM-840		VX 3273-AA	Honda Motocicletas
3905-ECB	14721-KRM-840		VX 3274-AA	Honda Motocicletas
3910-AN	13201VJ200 / 132019E000			Nissan
3911-EN	13202VJ200 / 132029E000			Nissan
3912-AC	93399246	VS 5834	V7 5590-AO	G.M.
3913-ECB	93399248	VS 5422	V7 6380-AO	G.M.
3914-AC	3169490	VS 5143	VX 4017-AA	Volvo
3915-ECB	8148574	VS 4968	VX 4018-AA	Volvo
3918-AC	836646356	VS 5861		Valtra
3919-ECB	836646357	VS 5854		Valtra
3920-AC	98478407	VS 5836		Fiat-Iveco
3921-ECB	98474604	VS 5827		Fiat-Iveco
3924-A	7007.006.005.00.1	VS 5889		Agrale
3925-E	7007.006.005.00.9	VS 5885		Agrale
3956-AC	552057034	VS 5263		Fiat
3957-ECB	55203211	VS 5264		Fiat
3958-A	53010512 AA	VS 4504	V7 562-AO	Chrysler
3959-ECB	53010513 AA	VS 4505		Chrysler
3974-AN	1371122040	VS5898		Toyota
3975-EN	1371522030	VS 5860		Toyota
3976-AC	3940735 / 5011879	VS 5102		Cummins
3977-ECB	3940734 / 5011877	VS 5103		Cummins
3997-EC	55195498	VS 5264		Fiat
3998-AC	55185028	VS 5087		Fiat
3999-ECB	55185080		V7 6563-AO	Fiat
4004-AC	93361392	VS 5846		G.M.
4005-EC	93385791	VS 5460		G.M.
4005-ECB	24579670 / 24579671	VS 5851	V7 5589-AO	G.M.
4006-AC	93399245			Chevrolet
4007-EC	93399247	VS 5493	V7 6381-AO	G.M.
4010-A				Peugeot
4011-ECB				Peugeot
4024-AC	3942588	VS 5448	V7 5591-AO	Cummins
4025-ECB	3942589	VS 5449	V7 6379-AO	Cummins
4038-AN	13711-54030	VS 5848		Toyota
4039-EPN	13715-54050	VS 5850		Toyota
4016-AN	13711-30030-00	VS 5864		Toyota
4017-EN	13715-30030-00	VS 5866		Toyota
4018-AN	13711-30040-00	VS 5855		Toyota
4019-EN	13715-30040-00	VS 5856		Toyota
4026-AN	11341739820 / 11341739822			BMW
4027-EPN	11341739823 / 11341739821			BMW
4028-AN	13201-50K00 132 / 01B00 13201-10E			Nissan
4029-EPN	13202-50K00			Nissan
4030-AN	642663			G.M.
4031-EPN	642826			G.M.
4034-AN				Peugeot
4035-EPN				Peugeot
4036-AN				Daewoo
4037-EN				Daewoo
4041-ECB	99432837			Iveco
4044-AX	1632442			Caterpillar
4045-ECB	1883122			Caterpillar
4054-AC	93333561	VS 5907		G.M.
4055-ECB	93333562	VS 5906		G.M.
4056-AC	93382956			Chevrolet
4057-EX	93382957			Chevrolet
4066-A	14711-KSS-900		VX 3204-AA	Honda
4067-ECB	14721-KSS-900		VX 3242-AA	Honda
4068-AC	1839968C1			Volkswagen / MWM
4069-EX	1839970C1			Volkswagen / MWM
4080-AN	4506083 7701472 669	VS 5792		Renault
4081-EPN	4506084 7701472 670	VS 5991		Renault
4092-ACB	20459326	VS 5837	VX 4016-AA	Volvo

# 3B	ORIGINAL	# Eaton	# T R W	MONTADORA
4094-AC	500355778			Fiat-Iveco
4095-ECB	504080352			Fiat-Iveco
4096-AC	5410530101			Mercedes-Benz
4097-ECB	A 457.050.03.27			Mercedes-Benz
4104-A	03L.109.601			Audi / Volkswagen / Seat / Skoda
4105-EB	03L.109.611			Audi / Volkswagen / Seat / Skoda
4106-ACB	X00042197			MTU
4107-ECB	5240530805			MTU
4109-ECB	A 906 050 08 27			Mercedes-Benz
4110-AC	500354085			Iveco
4111-ECB	504078215			Iveco
4111-ECX 30	5801506352			Iveco
4112-AC	504238924	VS 5926		Iveco
4113-EC	504238925	VS 5927		Iveco
4115-ECB	104.7184			Caterpillar
4116-A	13711-27010			Toyota
4117-EN	13715-27010			Toyota
4118-A	22211-27001			Hyundai
4119-EN	22212-27001			Hyundai
4120-AN	22211-4A060			Kia
4121-EN	22212-4A060			Kia
4122-AN	22211-4A000			Kia
4123-EN	22212-4A000			Kia
4124-A	13201-FY525			Caterpillar
4125-EN	13202-FY525			Caterpillar
4126-AN				Yanmar / Komatsu
4127-EN				Yanmar / Komatsu
4128-AN				Kubota
4128-EPN				Kubota
4132-A	481H 1007011BA			Chery
4133-EC	481H 1007012BA			Chery
4134A	13201-EN20B			Nissan
4135-EN	13202-EN20B			Nissan
4136-A	13201-AD201			Nissan
4137-EN	13202-AD200			Nissan
4138-A	13711-23020			Toyota / Komatsu
4139-E	13715-23020			Toyota / Komatsu
4140-A	13711-23021			Toyota / Komatsu
4141-E	13715-23021			Toyota / Komatsu
4142-A	6010531201			Ssangyong
4142-EN	6010502527			Ssangyong
4144-A	90412277			Daewoo
4145-E	90410813			Daewoo
4146-A	B541-12-111			Mazda
4147-EN	B541-12-121			Mazda
4148-A	SE01-12-111			Yale
4149-EN	SE01-12-121			Yale
4150-AN	ZY01-12-111A			Mazda
4151-EN	ZY01-12-121B			Mazda
4152-AN	22211-26600			Hyundai
4153-EN	22212-26000			Hyundai
4154-AC	55224590	VS 5687		Fiat
4155-EN	55231699	VS 5561		Fiat
4156-AC	55195784	VS 5555		Fiat
4158-AN	0K2NC12111			Kia
4159-EN	0K2NC12121			Kia
4160-A				Mitsubishi
4161-EB				Mitsubishi
4163-EN	14721P0HA00 / 5862059420			G.M.
4164-AN	14711-PWA-000			Honda
4165-EN	14721-PWA-000			Honda
4166-AN	14711-PWC-000			Honda
4167-EN	14721-PWC-000			Honda
4168-AN	MN176597			Mitsubish
4169-EN	MN176598			Mitsubish
4170-AN	22211-42220			Hyundai
4171-EN	22212-42220			Hyundai
4176-AN				Honda
4178-AN	22211-23000			Hyundai
4179-EN	22212-23000			Hyundai
4182-AN	13711-37020			Toyota
4183-EN	13715-37030			Toyota
4184-AN	7700853390			Renault
4185-EN	7700865934			Renault
4186-AC				New Holland
4187-ECB				New Holland
4188-ACB				New Holland
4189-ECB				New Holland
4208-AC	R520223			John Deere

# 3B	ORIGINAL	# Eaton	# T R W	MONTADORA
4209-ECB	R520224			John Deere
4210-AX	9675424780			Peugeot
4211-EX	9675424980			Peugeot
4218-AX	20740798			Volvo
4219-EX	20768519			Volvo
4210-AX	9675424780			Citroen
4211-EX	9675424980			Citroen
4220-A				Volkswagen
4221-ECB	06D.109.611.K			Audi / Volkswagen
4234-AN				Toyota
4235-EN				Toyota
4236-AN	3142H071			Perkins / Maxion
4237-ECB	3142A151			Perkins/Maxion
4238-ACB	3142D041			Perkins
4239-ECB	3142D031			Perkins
4242-AX	1886945	VS 5597		Scania
4243-EX	1854802	VS 5726		Scania
4246-AC	504072531			Iveco
4247-EC	504081062			Iveco
4250-AN	22211-2B400			Hyundai
4251-EN	22212-2B400			Hyundai
4252-A	14711-PNA-000			Honda
4253-E	14721-PNA-000			Honda
4256-AC	55219002			Fiat
4257-EC	55218807			Fiat
4258-AN	2221137201			Hyundai
4259-EN	2221237200			Hyundai
4264-AN	14711PWA000 / 50017906K			G.M.
4265-EBN	147219WA000 / 50017927K			G.M.
4270-AN	1371120020 / 19531220000			Toyota
4271-EN	1371520020 / 19531280000			Toyota
4274-A	0948 E8 / 94800000000			Peugeot
4275-EB	0949E2 / 94900			Peugeot
4292-AC				Ford
4293-ECP				Ford
4306-AN	14711POHA00 / 5862059410			G.M.
4310-AN	ME203101			Mitsubish
4311-EN	ME203102			Mitsubish
4326-AC	A6280530001			G.M.
4327-EC	A6280530005			G.M.
4334-AN				Mercedes Benz
4335-EN				Mercedes Benz
4340-AN				Ford
4341-EN				Ford
4344-AN	30711639			Ford
4345-EN	307111638			Ford
4360-AN				Chery
4361-EN				Chery
4374-A	9465002080			Citroen / Peugeot
4375-EC	9465002980			Citroen / Peugeot
4402-AN				G.M.
4403-EBN				G.M.
4404-A	022109601G			Volkswagen
4405-EX	03H109611D			Volkswagen
4406-A	022109601G			Volkswagen
4407-EX	022109601H			Volkswagen
4408-AX	06D.109.601.M			Audi / Volkswagen
4426-AN				KIA
4427-EBN				KIA
4454-AN	55569449			Chevrolet
4455-EN	55569450			Chevrolet
4458-A	1320100Q0A			Renault
4459-EB	1320200QA0 / 4431241			Renault
4470-AC	12625213			Chevrolet
4471-ECB	12625566			Chevrolet
4490-AN	2221104000			Hyundai / KIA
4491-EN	2221204070			Hyundai / KIA
4500-AN	1371147020			Toyota
4501-EN	1371547020			Toyota
4504-AX	20528113/20551761			Volvo
4505-EX	21430916/20570965			Volvo
4518-AN	13201-ED000			Nissan
4519-EN	13202-ED000			Nissan
4520-AN	04C-109-601-B			Volkswagen
4521-EBN	04C-109-611			Volkswagen
4522-AN	14711-R40-A00			Honda
4523-EBN	14721-R40-A00			Honda
4526-A	04E-109-601-B			Audi / Volkswagen
4527-ECB	04E-109611-J			Audi / Volkswagen

# 3B	ORIGINAL	# Eaton	# T R W	MONTADORA
4528-AN	1003012GG010			JAC
4529-EN	1003013GG010			JAC
4530-AC	6.510.530.101			Mercedes Benz
4531-ECB	6.510.500.127			Mercedes Benz
4534-AC	2V5-109-601-A			Man
4535-ECB	2V5-109-6011			Man
4536-AN	2221123600			Hyundai / KIA
4537-EN	2221223600			Hyundai / KIA
4538-AC	BC3Z6507A			Ford
4539-ECB	BC3Z6505AA / BC3Z6505A CC3Z6505A / CC3Z6505B			Ford
4542-AN	14711KTE910			Motocicletas Honda
4543-EBN	14721KWF900			Motocicletas Honda
4578-AN	1010A138			Mitsubish
4579-EN	1011A086			Mitsubish
4582-AN	7T4Z6507B			Ford
4583-EN	AT4Z6505A			Ford
4584-AC	BR3Z6507A			Ford
4585-EC	BR3Z6505A			Ford
4600-AC	12575351			G.M.
4601-EC	12575354			G.M.
4610-AN	13711-11030			Toyota
4611-EN	13715-11050			Toyota
4612-AC	2600904C1 / 961204600044			MWM
4613-ECX	2600903C1 / 961204600034			MWM
4616-AN	517738			Caterpillar
4617-EN	517739			Caterpillar
4644-ACX	07W109601			Man
4645-ECX	07W109611			Man
4648-AC	R536135			John Deere
4649-ECX	R536136			John Deere
4658-AC	55251295-001			Fiat
4659-ECX	55220016			Fiat
4667-AX	1854800			Scania
4668-EX	2023341			Scania
4694-AN	132010427R			Renault
4695-EN	132028317R			Renault
4696-AN	55247715			Fiat
4697-ENX	55247716			Fiat
4735-ACX	20540017			Volvo
4736-ECX	3842972			Volvo
420-A	123.542	VS 0978	VX 2473X	Cummins
421-A	7700635409	VS 5859		Renault
422-A	056.109601-A	VS 0981	VX 0428-AF	Volkswagen
452-A	040.109.601.1	VS 0868	VX 0435-AA	Volkswagen
453-A	040.109.601.2	VS 0869	VX 0434-AB	Volkswagen
455-A	13711-87701	VS 5909		Asia / Daihatsu
487-A	14025572		V-2552	G.M.
565-AC	922.604.600.054	VS 1134	VX 0304-AA	MWM
573-A	55-6452	VS 0969	VX 0290-AB	Caterpillar
573-E	55-6449	VS 0968	VX 0291-AA	Caterpillar
582-AC	468302	VS 4938	VX 1594-AA	Volvo
815-A	035.109601-C	VS 1646	VX 1368-AA	Volkswagen
816-AC	84AU-6507-B	VS 1492	VX 1321-AA	Ford
824-AC	616.053.02.01	VS 5879		Mercedes-Benz
825-A	049.109.601.F	VS 1356	VX 1202-AA	Volkswagen
829-AN	F801-12-111			Mazda
843-AC	3450537001	VS 1136	VX 1564-AA	Mercedes-Benz
855-AC	7609772	VS 5843		Fiat
856-AC	7617500	VS 2692	VX 2399-AA	Fiat
860-AC	469240	VS 4936	VX 0588-AB	Volvo



**Catálogo de Válvulas para motor
2019 · 2020**



www.valbrasltda.com.br

MATRIZ: Av. Brasil, 1106 - São João - Porto Alegre / RS - Brasil - Cep: 90230-060
Tel: (55) 51 3343 1079 - Fax: (55) 51 3343 7271 - valbras.poa@valbrasltda.com.br

FILIAL SP: R. Alexandre Humberto Moletta, 913 - Jd. Pinheiro - Valinhos / SP - Brasil - Cep: 13274-340
Tel: (55) 19 3871 1230 - e-mail: valbras.sp@valbrasltda.com.br